


ten-year site plan
 leader ship LONG-TERM
 asset management **Planned**
 integrated investments
 innovative solutions
 leading-edge
 global
 focused
 scientific
 genius
 management
 EXCELLENCE
 capabilities
 UNJ

strategic
 guiding
 partnership
 efficiency
 footprint reduction
 balance
 work for others
 FUTURE
 planning
 proactive
 reliable
 synergy
 HOMELAND
 security
 ambitious
 world class
 DOE
 Vision
 direction
 use
 NNSA Complex
 competitive
 smaller

workplace of the future
 changing demographics
 sandia national laboratories
 progressive
 modern
 resource
 surety HSB
 collaboration
 environmental
 MESA
 programmatic
 transformation
 stewardship
 CLEAN ENERGY
 LEED
 ENGINEERING
 production
 research and development

infrastructure
 facilities testing
 operations
 maintenance
 STOKPILE
 nuclear security enterprise
 campaign
 TTR
 K77
 W6
 DSU
 D&D

FY11-FY20
 March 2010
 Limited Update





FY11-FY20
March 2010
Limited Update

1 narrative



9A attachments
A-1: 13
A-2: 15
A-3: 27
A-4: 31
A-5: 33
A-6: 45



47L

attachments
E-1: 51
E-2: 81
E-3: 85
E-4: 87

89
attachments
F-1: 93
F-2: 94



A Department of Energy
National Laboratory

Sandia National Laboratories is a multi-program laboratory managed and operated by Sandia Corporation, a wholly owned subsidiary of Lockheed Martin Corporation, for the U.S. Department of Energy's National Nuclear Security Administration under contract DE-AC04-94AL85000.

Acknowledgements

Responsible Sandia Manager
Jack Mizner

TYSP Project Leader
Allen Herring

TYSP Narrative Lead
Allen Herring

TYSP Attachment Lead
Bill Kitsos

Publication Editors
Jack Mizner
Allen Herring

Art Director and Designer
Allen Herring

Mapping
Ed Pioquinto

Production
Veronica Garcia
Allen Herring



Contributing Members

Don Campbell	Bill Kitsos
Linda Chavez	Olaf Juveland
Ralph Cipriani	Carol Meincke
Dave Corbett	Ed Pioquinto
Dennis Croessmann	David Rabb
Chris Evans	Lynne Schluter
Susanne Gabladon	Norm Wasson
Jean Gabriel	Shelley Whitener
John Garcia	Doug Vrieling
David Gibson	Steve Yesner
Stanley Harrison	John Zavadil
Walt Heimer	
Karen Henry	
Roy Hertweck	
Sheryl Hingorani	
Becky Hunter	
Cheyenne Kalainoff	

A special thanks to Jeanette Norte, SSO TYSP Liaison, the DOE/NNSA Sandia Site Office; SNL VPs, SNL Directors, Deputy Directors, and other Sandia contributors and reviewers.



Al Romig

Executive Vice President &
Deputy Laboratories Director,
Chief Operating Officer

The Sandia National Laboratories FY2011 Ten-Year Site Plan (TYSP) Limited Update outlines potential plans for Sandia’s facilities and infrastructure necessary to support Sandia’s broad mission in national security. Balancing multi-program missions through collaborative and integrated partnerships, Sandia provides innovative scientific and engineering solutions to meet the full spectrum of national security interests that are a part of the National Nuclear Security Administration’s (NNSA) future mission and the broad national security science, technology and engineering (ST&E) needs of the DOE and other federal agencies.

In alignment with the 2008 Record of Decision, Sandia has provided a general overview of its corporate mission as it transforms into the centers of non-nuclear design and engineering as well as major environmental testing within the Nuclear Security Enterprise (NSE). This TYSP Limited Update also provides a review of the four-part strategy suggested in the FY2009 TYSP that was intended to shape Sandia within the NSE.

In addition, the TYSP examines the role a multi-program laboratory plays in the overall complex and the challenges Sandia must overcome to provide the best “science with the mission in mind,” for years to come. Sandia looks forward to working with NNSA and leadership from across the complex to meet these challenges.

The Plan identifies Line Item and General Plant Projects, currently in design or under construction, that are needed to provide new capabilities and to revitalize aging existing capabilities. It also discusses mission and policy gaps that could impact critical national security work in the future if not addressed. Sandia is cognizant of the need for a capability investment in the four facilities shown in Attachment A-2; however assigning a cost estimate to the investments is premature at this time. Sandia will address these capability investments more thoroughly in the next iteration of the TYSP.

We look forward to the challenges that lie ahead as we pursue our goal to become the laboratory the United States turns to first for science, engineering, and technology solutions to the most challenging problems that threaten peace and freedom for our nation and the globe.

A handwritten signature in blue ink, consisting of the letters 'Ae' in a cursive, stylized font.

This page intentionally left

Blank



Overview

Sandia National Laboratories (Sandia) is a multidisciplinary national security laboratory operated by Sandia Corporation, a subsidiary of Lockheed Martin Corporation, for the Department of Energy (DOE)/National Nuclear Security Administration (NNSA). Sandia “develops technologies to sustain and modernize the nuclear deterrent, prevent the spread of weapons of mass destruction, protect the national infrastructure, defend the nation against the terrorist threats, provide new capabilities to the armed forces, and ensure the stability of the nation’s energy and water supplies.”¹

Sandia’s highest goal is to “become the Laboratory that the United States turns to first for innovative, science-based systems engineering solutions to the most challenging problems”² that face the nation and the globe. Sandia strives to meet this goal while continuously adapting to rapidly evolving national security and scientific challenges.

As noted in a June 26, 2008, NNSA press release, “NNSA, its national security laboratories...have reached a consensus that their future mission is not limited solely to the historic nuclear core mission, but rather is one encompassing the full spectrum of national security interests.”³ Thus, Sandia pursues a capability-based approach towards realizing its distinct role as the NNSA’s Centers of Excellence for Non-Nuclear Design and Engineering and Major Environmental Testing by engaging with Work for Other (WFO) partners to respond to the NNSA’s evolving mission. Balancing multiprogram missions through collaborative and integrated partnerships, Sandia provides innovative scientific and

engineering solutions to meet the full spectrum of national security interests.

Consistent with a multidisciplinary national security mission, Sandia embraces a deliberate approach toward scientific collaboration between the NNSA and other WFO and DOE non-NNSA entities. To accomplish this collaboration, Sandia must be responsive, must anticipate, must be agile, and must be smart and united in planning for future changes. Thus, Sandia’s Laboratory Leadership Team (LLT) commissioned an environmental scan to establish a foundation for strategic planning. This scan reviewed and assessed Sandia’s external customers and stakeholders (Department of Defense, DOE, NNSA, and others) and Sandia’s internal corporate business structure that manages mission and program workloads through Strategic Management Units (SMUs) grouped under three Strategic Management Groups (SMGs) to provide Sandia a baseline and context for future strategic planning decisions. Criteria for the scan included a review and assessment against the current political environment, workforce and population demographics, globalization and economic integration, and governance, among other characteristics.

Results from the scan “concluded that agility, flexibility, and simplicity should guide our strategy and actions.”⁴ Internalizing these results, synthesizing the role of Sandia within the National Security Enterprise (NSE) and the nation, and strategically leveraging Sandia’s multiprogrammatic missions and agile workforce, a forward-looking corporate mission has been developed around crosscutting strategic thrusts:

- **Cyber Security:** Develop, implement, and fully engage in national cyber missions and challenges.
- **Energy Security:** Address and fulfill the Administration’s

¹ Sandia National Laboratories FY10 Strategic Plan

² Sandia National Laboratories FY10 Strategic Plan

³ National Nuclear Security Administration press release dated June 26, 2008

⁴ Sandia National Laboratories FY10 Strategic Plan

energy-security program through innovative research and development.

- **Nuclear Security:** Develop, evaluate, and demonstrate design solutions to nuclear and nonnuclear security prosperity challenges.
- **Science and Technology:** Establish a sustainable science, technology and engineering model that balances the multiprogram nature of Defense Programs (DP) and non-DP cross-platform interests.

The vision guiding each thrust provides Sandia the “strategic mechanism...to focus on high-priority mission or operational challenges”⁵ that face the corporation, the complex, and the nation. One example of Sandia’s approach to realizing these strategic thrusts is the restructuring of two SMUs to better align with the corporate mission: the former Energy, Resources and Nonproliferation SMU and the Homeland Security and Defense SMU have consolidated programmatic capabilities into the following two new SMUs:

- **Energy, Climate and Infrastructure Security SMU:** This SMU will focus on all aspects of energy systems, climate change adaptation and mitigation, and critical infrastructure and asset security. It will build on Sandia’s strong programs in energy and infrastructure and the underlying discovery science, as well as the Livermore Valley Open Campus (LVOC) with Lawrence Livermore National Laboratory (LLNL). It will also enable Sandia to engage more effectively with other centers of discovery and innovation in California, while operating in a state where the energy policy framework is one of the most progressive in the world.
- **Nuclear Security SMU:** This SMU will focus on all aspects of nuclear security: nonproliferation, technology support to arms control, global nuclear security and threat reduction, nuclear waste and spent fuel, transportation, nuclear energy, and domestic detection and response to weapons of mass destruction (WMD).

Additionally, collaborative among the Nuclear Weapons (NW) SMU and other SMUs has begun to analyze the current state of the Sandia New Mexico campus and its ability to support and realize the Sandia and NNSA vision of a laboratory designed to address evolving national security needs. The SNL New Mexico Security Site Development Plan will identify near- and long-term strategies and modifications required to support national security programs, including nuclear, cyber, energy,

intelligence and other aspects of DOE, NNSA and WFO national security missions. Potential modifications would address the physical site, as well as operational aspects related to site security, information security, required computing resources, and an evolving workforce in light of current and projected core competencies to drive interaction, integration and innovation of multidisciplinary, collaborative research and development (R&D) activities, while respecting the need-to-know of other R&D activities. Further, this study will examine corporate capabilities and identify any potential mission-capability gaps. Results of this study will appear in the next iteration of the TYSP.

Update on FY2009 TYSP Four-Part Strategy

Sandia posited a four-part strategy in the FY2009 Ten-Year Site Plan to showcase Sandia’s commitment to the 2008 Record of Decision, contributing to a smaller NNSA footprint, and increasing Sandia’s presence in all future national security needs. The updated four strategies include the following:

- Transformation of Sandia National Laboratories
- Transformation Disposition
- Landlord Responsibilities at a MultiProgram Site
- Consolidation of NW Activity Work

Transformation of Sandia National Laboratories

Sandia plans to modify its role at its extended locations (see location maps) – Sandia California (SNL/CA), the Tonopah Test Range (TTR), and the Kauai Test Facility (KTF).

Sandia California

Sandia will partner with LLNL in the proposed creation of the LVOC by reconfiguring portions of both campuses with the ultimate objective of combining those pieces into a single, geographically contiguous site. This open research and development campus would be jointly managed by LLNL and SNL/CA, establish new facilities, enable closer interactions with industrial, academic and other government agency partners, and allow broader collaboration with the scientific community.

In addition to the LVOC, SNL/CA will continue to emphasize three programmatic areas:

- **Nuclear Weapons:** Sandia will maintain a credible deterrence that is based on a safe, secure, and

⁵ Sandia National Laboratories FY10 Strategic Plan

reliable nuclear weapons stockpile that meets all military requirements—now and in the future. To support this goal, a science-based engineering infrastructure that anticipates and responds to national security needs, including warhead systems and integration for stockpile systems in partnership with LLNL for the Gas Transfer System (GTS) Program, Surety, and Joint Test Assembly (JTA) flight tests will be required.

- **Energy:** Research strives to advance the scientific base of energy science and technology, security, and research and development. Teaming with leading-edge energy science and technology researchers such as the DOE Office of Science, Sandia will continue to explore fundamental chemical reactivity and dynamics problems, as well as materials processing within the Combustion Research Facility.
 - explore the science to enable high-efficiency engines for advanced combustion systems
 - create innovative solutions in bio-defense, alternative transportation fuels, and emerging energy storage materials
 - address the urgent need for sustainable energy sources, and to understand and mitigate the environmental effects of spiraling greenhouse-gas emissions
 - advance the use of hydrogen as an energy carrier through research and engineering projects that are integral to the development of the hydrogen economy
 - advance the development of the next generation of biofuels—liquid fuels derived from solar energy stored in plant biomass—as part of the Joint BioEnergy (JBEI) effort
- **Department of Homeland Security:** The Center for Homeland Security and Defense Systems creates systems engineering and systems analysis solutions for emerging national security challenges. Core capabilities include systems analysis to anticipate national security threats, enterprise modeling and simulation tools, and prototype countermeasures to WMD.

Tonopah Test Range (TTR)

The Tonopah Test Range is operated by the NNSA under a land use permit issued by the United States Air Force (USAF). The current role of TTR allows NW and WFO mission capabilities to conduct testing and certification of various mission capabilities. At present, the NNSA is

generally responsible for environmental remediation costs. Sandia will continue to operate TTR per the NNSA Record of Decision dated December 19, 2008.⁶ Currently discussions among the Sandia Site Office (SSO), the USAF, and the NNSA are examining the following overarching objectives that affect operations at TTR:

- Determining the optimal permit size without compromising the national security mission needs of NW and WFO customers
- Considering USAF requirements and environmental regulatory compliance issues
- Minimizing costs and effects on NNSA operations
- Ensuring both the USAF and the NNSA bear the appropriate costs for remediation

Hawaiian Facilities

The Hawaiian facilities operated by Sandia support WFO research and development activities including sounding rocket operations, suborbital co-experiments, as well as the remote communications air-to-ground facility for the Federal Aviation Administration (FAA); however, the future of the Hawaiian facilities is in question because NNSA's mission need for the facilities and infrastructure is declining.

Direction was provided in a memorandum⁷ signed by NA-10 in August, 2009, that stated the Hawaiian facilities operated by Sandia do not support NNSA's direct missions and declared the Hawaiian facilities excess property. In partial response, Sandia has prepared two Preliminary Real Estate Plans (PREPs) for DOE/NNSA to negotiate the terms and conditions for vacating its tenancy of the Kauai Test Facility (KTF), Kauai, and the Mount Haleakala, Maui, facility and transferring overall landlord responsibilities to another customer, possibly the Department of Defense/U.S. Navy (DOD/Navy) and the FAA, respectively.

The PREPs recommend the formation of a transition team to discuss funding and environmental issues and to evaluate interested landlord customers. Notification has been made to the FAA regarding NNSA's plans to vacate the facility at Mount Haleakala. Until a new landlord customer has been found for KTF, and the FAA has approved the termination of the permit, the Hawaiian Facilities will remain under DOE/NNSA tenancy.

⁶ Record of Decision for the Complex Transformation Supplemental Programmatic Environmental Impact Statement—Tritium Research and Development, Flight Operations, and Major Environmental Test Facilities, December 19, 2008.

⁷ NNSA memorandum dated January 18, 2009, and approved by NA-10 Principal Assistant Deputy Administrator Brig. Gen. Harencak.

Transformation Disposition

Sandia realizes that achieving a Nuclear Security Enterprise (NSE) within a smaller footprint will require a significant investment in DOE/NNSA real property asset management. Realizing this vision will require a strong NNSA commitment in funding the decontamination and demolition (D&D) of outdated Cold War-era facilities and the forging of new construction for a NSE that occupies a modern, less costly, sustainable, and more secure facility and infrastructure footprint.

Landlord Responsibilities at a MultiProgram Site

Sandia's method of executing full-cost recovery through space chargeback has enabled WFO customers to pay for their operations and maintenance within the facilities they occupy. At present, WFO customers are cognizant of the support the NNSA has provided in establishing its customer base; yet, they are also aware that future growth and maintenance investments of their current and future mission capabilities must be resolved. The NNSA is the landlord of Sandia National Laboratories; however, as the NNSA broadens its mission and encourages the growth of non-DP work; several issues and policy conflicts arise for WFO customers and other DOE non-NNSA entities:

- The current policy on Space Bank/Footprint Reduction (One-Up/One and Half Down) conflicts with the desire to increase non-DP work
- A policy and mechanism are needed to allow non-DP customers to contribute in capital investment in site infrastructure
- A clear directive is needed for a third-party financing acquisition strategy

The gap analysis addresses other issues that arise from balancing multiple programs at an NNSA site.

Consolidation of NW Activity Work

Sandia is developing a long-term strategy to consolidate Nuclear Weapons Defense Programs (NW DP) mission work at the Microelectronics and Engineering Science Applications (MESA) facility. Operating as a magnet for DP and non-DP work, MESA will anchor a long-term consolidation of a nuclear deterrent that will be defined by flexible, modular, and innovative system architectures. As evidenced in Attachment A-1, Sandia has proposed one facet of a large-scale consolidation investment of NW work around the MESA complex with the Integrated Weapons Engineering Transformation (IET) project. The full scope of NW consolidation at Sandia will require

further analysis.

Gap Analysis

In the TYSP Guidance dated February, 2010, NNSA tasked sites with various requirements and guidelines for site management, including (1) identifying non-DP funded opportunities to enhance the NNSA role as a national security entity and (2) proposing reductions in Weapons Activities cost for DP work. Rooted in these requirements and guidelines is a significant gap tied to the overarching goal of the NSE to shrink the overall footprint of the NNSA complex and the desire to acquire more non-DP funded work to support national security missions. As noted above, central to this requirement is the need for an open, transparent dialogue among Sandia, the DOE, the NNSA, and other federal agencies on several high-level issues:

- Excellence at various mission capabilities, including nano- and microsystem science and engineering, physical and computational simulation for environmental testing, high-performance computing, and work with special nuclear material (SNM) or other high-hazard materials has become integral to acquiring non-DP work that may be in conflict with the Record of Decision
- A work environment that balances an open, collaborative space within a secure campus
- A progressive and innovative approach for recapitalizing facility and infrastructure Utility Line Items, and DM growth deficiencies. Sandia will consider raising the space chargeback to aid in future Facilities Condition Index (FCI) reductions
- Possible future environmental liabilities such as disposition of unused materials, parts, and chemicals

Real Property Asset Management

DOE Order 430.1B has set the following real property asset management objective for each DOE site: "Establish a corporate, holistic, and performance-based approach to real property life-cycle asset management that links real property asset planning, programming, budgeting, and evaluation to program mission projections and performance outcomes."⁸ As stewards of one of the DOE/NNSA's premier laboratories, Sandia approaches this objective through several ongoing corporate strategic planning programs that balance the maximum value of each real property asset—facilities and infrastructure and

⁸ DOE Order 430.1B, Real Property Asset Management

footprint potential—under Sandia’s purview among its customers. These principles-based planning programs include the following:

Long-Range Development Framework (LRDF): The LRDF provides a sound strategic framework for decisions regarding capital investments onsite. Customer, land use, transportation, security, environmental, and sustainability considerations, when holistically examined, enable Sandia to shape the design of development projects that benefit project sponsors, the work force, the company, the nation, and the environment. Within the LRDF and its individual subarea plans, Sandia proactively analyzes the capability and capacity of the site to remain agile, flexible, and environmentally capable to assume the fluid scientific and technological missions that are required for national security. Aligning with the strategic direction of the DOE/NNSA necessitates that Sandia operate within this framework to encompass the possibilities of growth or consolidation of a NSE within an evolving national security climate.

Strategic Operations and Maintenance Plan (SOMP): The vision of the plan is to give maximum value to all Sandia customers by identifying actionable strategies that guide Operations and Maintenance (O&M) decision making. Using a principle-based approach, the O&M Strategies of Right Work, Done Right, at the Right Time will promote and focus on efficiency and effectiveness to maximize the effects of O&M investments and activities.

Strategic Space Management Plan (SSMP): The SSMP provides specific recommendations for reducing space while meeting current and future mission and customer needs at Sandia. All building types are included—permanent buildings, mobile offices, temporary buildings, and leases—at all sites. Specific objectives concern space reduction, office utilization, maintaining a low FCI, and addressing new space requirements in a timely manner. Expanding national security interests requires a broad approach to space management. The SSMP considers the flexible types of space that are required for mission success - including the following:

- High-security, Q-cleared, and need-to-know
- Open and accessible work environments to accommodate an agile workforce comprising citizens, foreign nationals, and uncleared personnel
- Remote locations that grant scientific proximity to various customers
- Leases to accommodate quick turnaround space or other programmatic needs

- Third-party alternative financing possibilities, including the Mission Support Complex, the Non-Proliferation Research and Development facility, and the National Cybersecurity Facility as outlined in Attachment A-2.

Corporate Strategic Resource Management Plan (CSRMP): Sandia is developing a plan to effectively manage natural resource usage to reduce greenhouse gas (GHG) and water footprints at all sites. The CSRMP goals and objectives align with Executive Orders (EO) 13514 and 13423. Sandia will address energy security and energy management through innovative methods, including leveraging R&D efforts. The overall strategic approach outlined in the CSRMP to reduce Sandia’s GHG and water footprints is to:

- Reduce current demand (use less)
- Eliminate current demand (turn off or remove)
- Use resources efficiently (use less resources for the same task)

At the same time Sandia will:

- Manage new demand
- Migrate to non-carbon emitting energy sources (such as wind, solar, geothermal)
- Reduce transportation fossil-fuel use
- Provide reliable and secure resource delivery to mission-critical activities
- Capture and sequester carbon/GHG
- Plan and budget to meet EO performance goals

Based on the New Mexico generation profile, over 80% of SNL/NM’s GHG footprint is attributed to grid electricity. Currently Sandia is trying to identify specific generation sources that will lower the grid electric component. Still, grid electrical use is Sandia’s greatest opportunity for GHG footprint reduction. Further, SNL/NM’s electrical use at night and on weekends presents a significant opportunity for further energy and water reductions.

Additional opportunities to significantly reduce energy demand and increase savings have been outlined in the Energy and Fleet Management Program Executable Plan for Fiscal Year 2010.

The principles and strategies outlined in these on-going programs strive to realize the main objective of the RPAM (DOE O 430.1B). Working in concert, these planning programs support a corporate and holistic approach to real property asset management at Sandia.

Project Prioritization

The facilities and infrastructure projects listed in the FY2011 NNSA Limited Update TYSP Cost Projection Spreadsheets have been reviewed and prioritized by the following processes (in no particular order):

- **Unresolved Facilities Needs (UFN):** This process provides a consistent way to identify, evaluate, and address F&I needs and group them by potential funding sources such as Line-Item projects, General Plant Projects (GPP), Institutional General Plant Projects (IGPP), Restoration, Renovation, D&D.
 - **Facilities Program Prioritization Process:** The use of standardized criteria (including mission impact, budgetary constraints, safety, and security) facilitates the comparison and ranking of validated requests (projects) across funding programs (RTBF, FIRP, Corporate Indirect, and so on).
 - **Nuclear Weapons SMU (NWSMU) Line Item (LI) Construction Process:** Annually, decisions on appropriate line items are made based upon the negotiation of the importance and urgency of Defense Program missions and deliverables with landlord responsibilities.
 - **FIRP Project Prioritization Process:** Projects are prioritized using the appropriate scoring and ranking processes in NNSA TYSP Guidance documentation.
 - **Integrated Enabling Services Investment:** The IES Program Leader's Council (PLC), comprising Sandia's service organization directors, is responsible for evaluating and prioritizing investment requests from Strategic Management Units and other IES entities that are institutional in nature.
- **Space to meet the Nuclear Security Thrust:** Investment opportunities include the Non-Proliferation Research and Development project as outlined in Attachment A-2.
 - **Space to meet the Energy Security Thrust:** Investment opportunities include the Geomechanics Facility shown in Attachment A-5d, and other potential projects including a Smart Grid Test Bed, a Security Technologies Testing and Evaluation Center, a GeoThermal Lab, renovations in Building 823, the paving of Power Line Road, and providing fiber-optic computer connections to the Solar Tower and other remote locations.
 - Four SNL facilities were identified as requiring near-term attention. Sandia recognizes that the capabilities within these assets are enduring and is currently developing facilities and infrastructure reinvestment strategies necessary to sustain these critical capabilities. Sandia's Nuclear Weapons Executive Management team will continue to develop and refine these investment initiatives that will be shared at a later date. As indicated in the TYSP Guidance, the NNSA realizes that the information submitted for these facilities in Attachment A-2 lacks detailed analysis and does not represent the activities or efforts currently in development to address these assets.

Sandia has tasked a group to establish corporate project identification and prioritization criteria that consider the future mission of the NNSA, the strategic goals of Sandia, and the evolving mission needs of WFO customers. The criteria will consider the leading-edge science of Nuclear Weapons and balance it with the significant contributions and competing desires of WFO customers willing to invest in Sandia. Many of the projects that will have to be identified and prioritized are multiprogrammatic in nature and include the following:

- **Space to meet the Cyber Security Thrust:** Investment opportunities include the National Cybersecurity Facility as outlined within Attachment A-2; future renovations of Buildings 729, 804, 840, 890, 899, and 962; the programmatic recapitalization and retooling of the MESA Complex; and a Center for Cyber Defenders (CCD).

Summary Tables

The summary tables provide overall site information for Sandia. Information includes the number of buildings per site, the amount of land holdings at each site, an overall gross square foot summary that provides baseline FY2006 data, current year data, and projected FY20 information based on Attachment E-4. Further, an investment rollup of the Cost-Projection spreadsheets (A-1 to A-5d), the Facilities Disposition spreadsheet (E-1), and the Planned and Required Maintenance and FCI values from F-2 as defined in the NNSA TYSP Guidance are included.

Summary Tables

Site Information (As of FY09)						
	NM	CA	TTR	KTF	Other*	Total
# NNSA Mission-Critical Buildings	38	3	0	0	N/A	41 [†]
# NNSA Mission-Dependent Buildings	178	19	10	9	N/A	216
Balance-of-Plant (BOP) Buildings	630	48	97	45	N/A	820
Leases	32	4	N/A	N/A	N/A	36
Total	877	74	107	54	N/A	1,112
DOE-Owned Land Holdings (acres)	2,850	413	0	0	4,595	7,857
Non-DOE-Owned Land Holdings (acres)	5,793	0	179,200	133	0	185,126
Total Acreage	8,642	413	179,200	133	4,595	192,983
Owned GSF	FY2006 Baseline		Current (As of FY09)		Projected FY20	
Weapons Activities Account (WAA) Owned	5,755,123		5,988,868		5,520,368	
Other NNSA-Owned (NA-20)	614,704		673,546		949,295	
Other DOE-Owned	128,948		225,117		234,586	
Non-DOE-Owned	0		24,880		24,880	
subtotal	6,498,775		6,912,411		6,729,129	
Leased GSF	FY2006 Baseline		Current (As of FY09)		Projected FY20	
WAA-Leased	359,101		370,829		299,527	
Other NNSA-Leased (NA-20)	73,328		68,072		65,000	
Other DOE-Leased	0		28,810		28,810	
Non-DOE-Leased	0		0		0	
subtotal	432,429		467,711		393,337	
WAA-Owned & Leased GSF Total	6,114,224		6,359,697		5,819,895	
Other NNSA-Owned & Leased Total	688,032		741,618		1,014,295	
Other DOE & Leased Total	128,948		253,927		263,396	
Non-DOE-Leased Total	0		24,880		24,880	

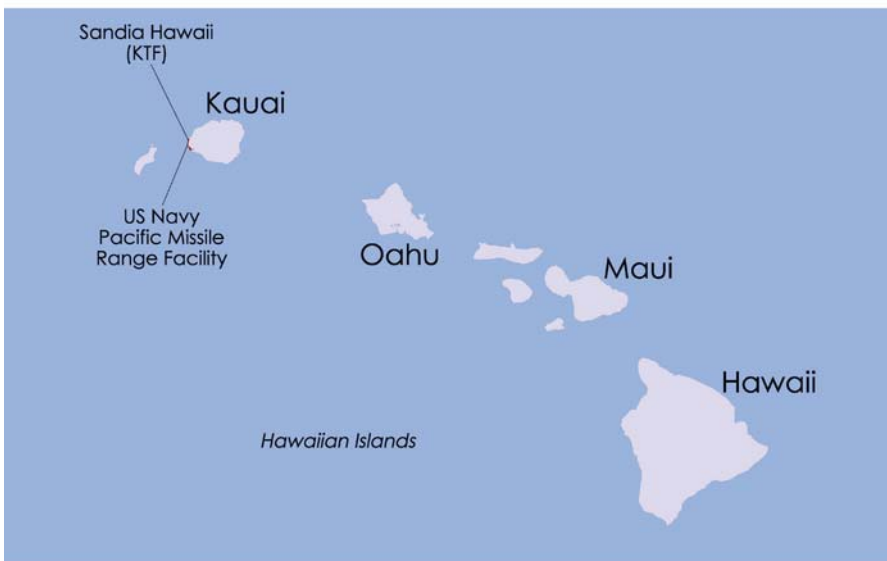
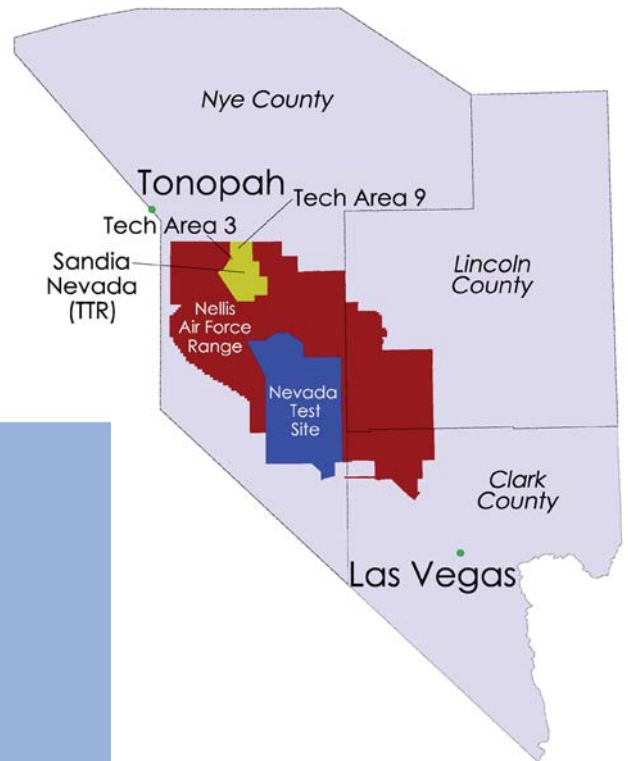
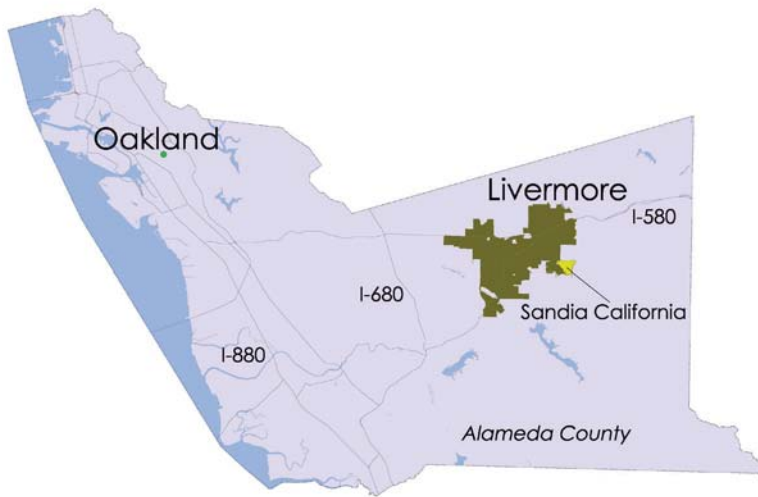
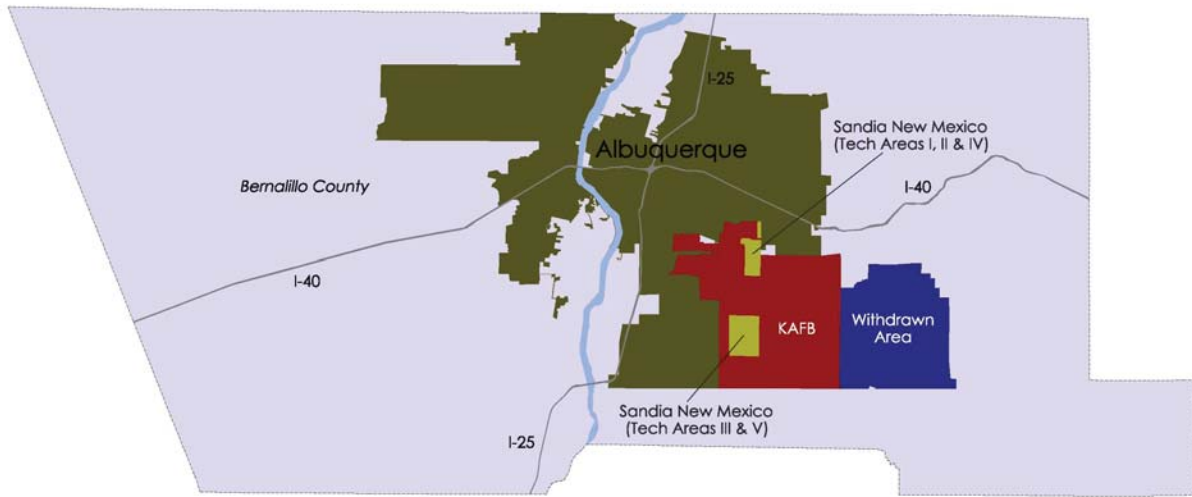
Investments**	FY10	FY11	FY12	FY13	FY14	FY15	FY16	FY17	FY18	FY19	FY20
Line Item (\$000s)	3,435	32,427	373	4,047	22,000	52,000	80,000	42,000	0	0	0
Proposed Line Items (\$000s)	0	0	0	0	10,200	131,700	134,300	136,600	54,000	47,000	21,000
GPP (\$000s)	39,618	50,714	41,417	35,790	40,331	30,525	32,096	27,624	28,077	19,625	14,800
FIRP (\$000s)	11,386	6,950	8,755	8,725							
D&D Amount (\$000s)	3,991	6,311	2,082	8,455	4,335	4,260	2,375	5,060	10,205	26,695	18,320
Required Maintenance (\$000s)	107,296	82,388	76,584	74,729	75,820	81,724	77,715	78,573	82,078	80,964	80,710
Planned Maintenance (\$000s)	101,302	102,203	103,158	104,281	105,259	106,249	107,408	108,421	109,447	110,485	111,535
Mission-Critical FCI	4.1%	3.6%	3.8%	4.2%	4.7%	5.5%	5.9%	5.7%	6.4%	7.1%	8.0%
FCI Total	7.6%	7.5%	7.6%	7.8%	7.9%	8.5%	9.0%	9.2%	9.6%	10.1%	10.9%


* This amount of acreage is withdrawn land (Cibola National Forest).

[†] Of this total, one "Building" is actually a Mission Critical structure (Instrmt. Bunker - Burnsite) for a total of 41 Mission-Critical Buildings, Trailers, and Structures.

**All totals are summarized from Attachments A, E, and F.


Site Location Maps





A horizontal line of various acronyms and abbreviations, including: FCI, NISE, FVNSP, a-2, LET, MESA, ODP, GPP, T-2, F-2, F-3, F-4, F-5, F-6, F-7, F-8, F-9, F-10, F-11, F-12, F-13, F-14, F-15, F-16, F-17, F-18, F-19, F-20, F-21, F-22, F-23, F-24, F-25, F-26, F-27, F-28, F-29, F-30, F-31, F-32, F-33, F-34, F-35, F-36, F-37, F-38, F-39, F-40, F-41, F-42, F-43, F-44, F-45, F-46, F-47, F-48, F-49, F-50, F-51, F-52, F-53, F-54, F-55, F-56, F-57, F-58, F-59, F-60, F-61, F-62, F-63, F-64, F-65, F-66, F-67, F-68, F-69, F-70, F-71, F-72, F-73, F-74, F-75, F-76, F-77, F-78, F-79, F-80, F-81, F-82, F-83, F-84, F-85, F-86, F-87, F-88, F-89, F-90, F-91, F-92, F-93, F-94, F-95, F-96, F-97, F-98, F-99, F-100, F-101, F-102, F-103, F-104, F-105, F-106, F-107, F-108, F-109, F-110, F-111, F-112, F-113, F-114, F-115, F-116, F-117, F-118, F-119, F-120, F-121, F-122, F-123, F-124, F-125, F-126, F-127, F-128, F-129, F-130, F-131, F-132, F-133, F-134, F-135, F-136, F-137, F-138, F-139, F-140, F-141, F-142, F-143, F-144, F-145, F-146, F-147, F-148, F-149, F-150, F-151, F-152, F-153, F-154, F-155, F-156, F-157, F-158, F-159, F-160, F-161, F-162, F-163, F-164, F-165, F-166, F-167, F-168, F-169, F-170, F-171, F-172, F-173, F-174, F-175, F-176, F-177, F-178, F-179, F-180, F-181, F-182, F-183, F-184, F-185, F-186, F-187, F-188, F-189, F-190, F-191, F-192, F-193, F-194, F-195, F-196, F-197, F-198, F-199, F-200, F-201, F-202, F-203, F-204, F-205, F-206, F-207, F-208, F-209, F-210, F-211, F-212, F-213, F-214, F-215, F-216, F-217, F-218, F-219, F-220, F-221, F-222, F-223, F-224, F-225, F-226, F-227, F-228, F-229, F-230, F-231, F-232, F-233, F-234, F-235, F-236, F-237, F-238, F-239, F-240, F-241, F-242, F-243, F-244, F-245, F-246, F-247, F-248, F-249, F-250, F-251, F-252, F-253, F-254, F-255, F-256, F-257, F-258, F-259, F-260, F-261, F-262, F-263, F-264, F-265, F-266, F-267, F-268, F-269, F-270, F-271, F-272, F-273, F-274, F-275, F-276, F-277, F-278, F-279, F-280, F-281, F-282, F-283, F-284, F-285, F-286, F-287, F-288, F-289, F-290, F-291, F-292, F-293, F-294, F-295, F-296, F-297, F-298, F-299, F-300, F-301, F-302, F-303, F-304, F-305, F-306, F-307, F-308, F-309, F-310, F-311, F-312, F-313, F-314, F-315, F-316, F-317, F-318, F-319, F-320, F-321, F-322, F-323, F-324, F-325, F-326, F-327, F-328, F-329, F-330, F-331, F-332, F-333, F-334, F-335, F-336, F-337, F-338, F-339, F-340, F-341, F-342, F-343, F-344, F-345, F-346, F-347, F-348, F-349, F-350, F-351, F-352, F-353, F-354, F-355, F-356, F-357, F-358, F-359, F-360, F-361, F-362, F-363, F-364, F-365, F-366, F-367, F-368, F-369, F-370, F-371, F-372, F-373, F-374, F-375, F-376, F-377, F-378, F-379, F-380, F-381, F-382, F-383, F-384, F-385, F-386, F-387, F-388, F-389, F-390, F-391, F-392, F-393, F-394, F-395, F-396, F-397, F-398, F-399, F-400, F-401, F-402, F-403, F-404, F-405, F-406, F-407, F-408, F-409, F-410, F-411, F-412, F-413, F-414, F-415, F-416, F-417, F-418, F-419, F-420, F-421, F-422, F-423, F-424, F-425, F-426, F-427, F-428, F-429, F-430, F-431, F-432, F-433, F-434, F-435, F-436, F-437, F-438, F-439, F-440, F-441, F-442, F-443, F-444, F-445, F-446, F-447, F-448, F-449, F-450, F-451, F-452, F-453, F-454, F-455, F-456, F-457, F-458, F-459, F-460, F-461, F-462, F-463, F-464, F-465, F-466, F-467, F-468, F-469, F-470, F-471, F-472, F-473, F-474, F-475, F-476, F-477, F-478, F-479, F-480, F-481, F-482, F-483, F-484, F-485, F-486, F-487, F-488, F-489, F-490, F-491, F-492, F-493, F-494, F-495, F-496, F-497, F-498, F-499, F-500, F-501, F-502, F-503, F-504, F-505, F-506, F-507, F-508, F-509, F-510, F-511, F-512, F-513, F-514, F-515, F-516, F-517, F-518, F-519, F-520, F-521, F-522, F-523, F-524, F-525, F-526, F-527, F-528, F-529, F-530, F-531, F-532, F-533, F-534, F-535, F-536, F-537, F-538, F-539, F-540, F-541, F-542, F-543, F-544, F-545, F-546, F-547, F-548, F-549, F-550, F-551, F-552, F-553, F-554, F-555, F-556, F-557, F-558, F-559, F-560, F-561, F-562, F-563, F-564, F-565, F-566, F-567, F-568, F-569, F-570, F-571, F-572, F-573, F-574, F-575, F-576, F-577, F-578, F-579, F-580, F-581, F-582, F-583, F-584, F-585, F-586, F-587, F-588, F-589, F-590, F-591, F-592, F-593, F-594, F-595, F-596, F-597, F-598, F-599, F-600, F-601, F-602, F-603, F-604, F-605, F-606, F-607, F-608, F-609, F-610, F-611, F-612, F-613, F-614, F-615, F-616, F-617, F-618, F-619, F-620, F-621, F-622, F-623, F-624, F-625, F-626, F-627, F-628, F-629, F-630, F-631, F-632, F-633, F-634, F-635, F-636, F-637, F-638, F-639, F-640, F-641, F-642, F-643, F-644, F-645, F-646, F-647, F-648, F-649, F-650, F-651, F-652, F-653, F-654, F-655, F-656, F-657, F-658, F-659, F-660, F-661, F-662, F-663, F-664, F-665, F-666, F-667, F-668, F-669, F-670, F-671, F-672, F-673, F-674, F-675, F-676, F-677, F-678, F-679, F-680, F-681, F-682, F-683, F-684, F-685, F-686, F-687, F-688, F-689, F-690, F-691, F-692, F-693, F-694, F-695, F-696, F-697, F-698, F-699, F-700, F-701, F-702, F-703, F-704, F-705, F-706, F-707, F-708, F-709, F-710, F-711, F-712, F-713, F-714, F-715, F-716, F-717, F-718, F-719, F-720, F-721, F-722, F-723, F-724, F-725, F-726, F-727, F-728, F-729, F-730, F-731, F-732, F-733, F-734, F-735, F-736, F-737, F-738, F-739, F-740, F-741, F-742, F-743, F-744, F-745, F-746, F-747, F-748, F-749, F-750, F-751, F-752, F-753, F-754, F-755, F-756, F-757, F-758, F-759, F-760, F-761, F-762, F-763, F-764, F-765, F-766, F-767, F-768, F-769, F-770, F-771, F-772, F-773, F-774, F-775, F-776, F-777, F-778, F-779, F-780, F-781, F-782, F-783, F-784, F-785, F-786, F-787, F-788, F-789, F-790, F-791, F-792, F-793, F-794, F-795, F-796, F-797, F-798, F-799, F-800, F-801, F-802, F-803, F-804, F-805, F-806, F-807, F-808, F-809, F-810, F-811, F-812, F-813, F-814, F-815, F-816, F-817, F-818, F-819, F-820, F-821, F-822, F-823, F-824, F-825, F-826, F-827, F-828, F-829, F-830, F-831, F-832, F-833, F-834, F-835, F-836, F-837, F-838, F-839, F-840, F-841, F-842, F-843, F-844, F-845, F-846, F-847, F-848, F-849, F-850, F-851, F-852, F-853, F-854, F-855, F-856, F-857, F-858, F-859, F-860, F-861, F-862, F-863, F-864, F-865, F-866, F-867, F-868, F-869, F-870, F-871, F-872, F-873, F-874, F-875, F-876, F-877, F-878, F-879, F-880, F-881, F-882, F-883, F-884, F-885, F-886, F-887, F-888, F-889, F-890, F-891, F-892, F-893, F-894, F-895, F-896, F-897, F-898, F-899, F-900, F-901, F-902, F-903, F-904, F-905, F-906, F-907, F-908, F-909, F-910, F-911, F-912, F-913, F-914, F-915, F-916, F-917, F-918, F-919, F-920, F-921, F-922, F-923, F-924, F-925, F-926, F-927, F-928, F-929, F-930, F-931, F-932, F-933, F-934, F-935, F-936, F-937, F-938, F-939, F-940, F-941, F-942, F-943, F-944, F-945, F-946, F-947, F-948, F-949, F-950, F-951, F-952, F-953, F-954, F-955, F-956, F-957, F-958, F-959, F-960, F-961, F-962, F-963, F-964, F-965, F-966, F-967, F-968, F-969, F-970, F-971, F-972, F-973, F-974, F-975, F-976, F-977, F-978, F-979, F-980, F-981, F-982, F-983, F-984, F-985, F-986, F-987, F-988, F-989, F-990, F-991, F-992, F-993, F-994, F-995, F-996, F-997, F-998, F-999, F-1000.





Comments and changes specific to Attachment A include:

In addition to the Key Changes outlined in the NNSA Guidance, the Attachments in the FY 2011 TYSP Limited Update underwent several changes since the FY 2009 TYSP was submitted. In order to convey these changes, Sandia is providing the following lists of changes specific to individual attachments. The following list explains changes pertinent to all the 'A' Attachments.

- All funding reflects total project cost (TPC) unless otherwise noted.
- An asterisk (*) has been placed in the title column of projects that are new.
- Changes to funding sources from the FY 2009 TYSP are indicated in Red.
- Projects with 'F' in the Priority column indicate funding is authorized
- Projects with 'N/A' in the Priority column indicate the project will be funded by a customer or program depending on funding availability and does not require prioritization.
- **Attachment A-3:** The funding profiles shown over the ten-year planning period represent planned investments grouped into the seven RTBF categories listed. Specific project names within each category will be included in a future TYSP edition.
- **Attachment A-3:** Annual funding amounts are based on the most recent RTBF FYNSP targets.
- Projects that are split funded appear on all applicable spreadsheets. Gross square foot numbers and DM values for these projects only appear in one spreadsheet.
- FIMS only reports DM as a total within a building or infrastructure system. Within the FIMS database, there is no distinction between the FY 2003 Baseline, and other DM, or between projects within a building or infrastructure system.
 - Because DM tracked by FIMS is recorded by building or infrastructure system, these values will be different than what is reported in the TYSP, which tracks DM by project.

This page intentionally left

Blank

**Attachment A-1
Facilities and Infrastructure Cost Project Spreadsheet
Line Item Projects for Sandia National Laboratories
(\$000s)**

Priority	Project Name	Project Number	Deferred Maintenance Identifier	Mission Dependency	Mission Dependency Program	Deferred Maintenance Reduction	GSF Added or Eliminated (+gsf or -gsf)	Funding Type	Total	Prior Years Funding	FY2010	FY2011 FYNP	FY2012 FYNP	FY2013 FYNP	FY2014 FYNP	FY2015 FYNP	FY2016	FY2017	FY 2018	FY 2019	FY 2020
A.1 Readiness in Technical Base and Facilities (RTBF) Line Items																					
F	Test Capabilities Revitalization (TCR), Phase II	04-D-101 05-D-140.2		MC	RTBF	18,033	9,414	OPC	8,122	6,436	299	967	373	47							
								PE&D	6,883	6,883	-	-	-	-							
								LI	37,700	3,104	3,136	31,460	-	-							
								Total (TPC)	52,705	16,423	3,435	32,427	373	47	-	-	-	-	-	-	-
F	Ion Beam Laboratory (OPCs include D&D funds)	08-D-806		MC	RTBF	-	27,000	OPC	4,823	4,823											
								PE&D	-	-	-	-	-	-							
								LI	34,813	34,813											
								Total (TPC)	39,636	39,636	-	-	-	-							
1	Integrated Weapons Engineering Transformation (IET)	06-16-1		MC	DSW	-	200,000	OPC	30,000					2,000	6,000	8,000	8,000				
								PE&D	26,000					2,000	16,000	8,000	8,000				
								LI	144,000							36,000	72,000	36,000			
								Total (TPC)	200,000					4,000	22,000	52,000	80,000	80,000	42,000		
								Total (TPC)	292,341	56,059	3,435	32,427	373	4,047	22,000	52,000	80,000	80,000	42,000		
A.2. Readiness in Technical Base and Facilities (RTBF) Operating Funded Projects																					
	(No projects to report)							OPC													
								PE&D													
								LI													
								Total (TPC)													
B. Facilities and Infrastructure Recapitalization Program (IRP) Line Items																					
F	Technical Area I Heating System Modernization (Space removed is listed on Attachment E)	07-D-253	07-D-253	MD	RTBF	38,698	2,044	OPC	3,028	2,985	43										
								PE&D	4,849	4,849	-										
								LI	52,496	42,533	9,963										
								Total (TPC)	60,373	50,367	10,006										

Attachment A-1
Facilities and Infrastructure Cost Project Spreadsheet
Line Item Projects for Sandia National Laboratories
(\$000s)

Priority	Project Name	Project Number	Deferred Maintenance Identifier	Mission Dependency	Mission Dependency Program	Deferred Maintenance Reduction	GSF Added or Eliminated (+gsf or -gsf)	Funding Type	Total	Prior Years Funding	FY2010	FY2011 FYNSP	FY2012 FYNSP	FY2013 FYNSP	FY2014 FYNSP	FY2015 FYNSP	FY2016	FY2017	FY 2018	FY 2019	FY 2020
C. Safeguards and Security (S&S) Line Items																					
	(No projects to report)							OPC													
								PE&D													
								LI													
								Total (TPC)	-	-	-	-	-	-	-	-	-	-	-	-	-
D. Other Defense Programs Line Items (for example, Campaign/Directed Stockpile Work (DSW))																					
C	Microsystems and Engineering Sciences Applications (MESA) Complexes	01-D-108		MC	DSW		464,219	OPC	43,478	43,478											
								PE&D	14,925	14,925											
								LI	440,611	440,611											
								Total (TPC)	455,536	455,536											
E. Nuclear Nonproliferation (NN) Line Items																					
	(No projects to report)							OPC	-	-											
								PE&D	-	-											
								LI	-	-											
								Total (TPC)	-	-											
Costs for All NNSA Site Line Items									Total TPC	808,250	561,962	13,441	32,427	373	4,047	22,000	52,000	80,000	42,000	-	-

Attachment A-2
Facilities and Infrastructure Cost Projection Spreadsheet
Proposed Line Item Projects for Sandia National Laboratories

Priority (1)	Project Name (2)	Project Number (3)	Deferred Maintenance Identifier(s) (3a)	Mission Dependency (4)	Mission Dependency Program (4a)	Deferred Maintenance or Elimination (5)	GSF Added or Eliminated (6)	Funding Type (7)		Total (8)	FY 2010 (9)	FYNSP FY 2011 (10)	FYNSP FY 2012 (11)	FYNSP FY 2013 (12)	FYNSP FY 2014 (13)	FYNSP FY 2015 (14)	FY 2016 (15)	FY 2017 (16)	FY 2018 (17)	FY 2019 (18)	FY 2020 (19)
								OPC	PE&D												
Top Banded Projects - Line Items																					
1	858N - Radiation-Hardened Integrated Circuits (Capability Investment)	16-1161		MC	DSW		TBD	OPC	0	0											
								PE&D	0												
Total																					
2	850-Environmental Lab (Capability Investment)	16-1162		MC	DSW		TBD	OPC	0	0											
								PE&D	0												
Total																					
3	855-Aerothermodynamics Lab (Capability Investment)	18-1176		MC	DSW		TBD	OPC	0	0											
								PE&D	0												
Total																					
4	6588-Annual Core Research Reactor (ACRF) (Capability Investment)	18-1155		MC	DSW		TBD	OPC	0	0											
								PE&D	0												
Total																					
Total NNSA TPC for Proposed Line Item Projects																					
A. Readiness in Technical Base and Facilities (RTBF) Line Items																					
1	Gravily Weapons Certification (GWC) Sandia/TR	14-1163		MC	DSW		0	OPC	2400	2000	1000	400	800	700	500						
								PE&D	11400												
Total																					
2	Mission Support Complex (MSC) Sandia/NM	14-1164		MD	RTBF		400,000	OPC	39200	38900	222000										
								PE&D	38900												
Total																					
3	Telecommunications Utility Refurbishment Sandia/NM	14-1165		MD	RTBF		0	OPC	4800	3700	26000	7600	116000	90400	86000	1000	1000	1000	1000	500	500
								PE&D	3700												
Total																					
4	TAUV District Chilled Water System Sandia/NM	15-1167		MD	RTBF		0	OPC	4500	3500	22000										
								PE&D	3500												
Total																					
5	Site-wide Storm Drainage Improvements and Sanitary Sewer Refurbishments Sandia/NM	16-1168		MD	RTBF		0	OPC	1500	1200	6800	0	0	0	0	0	10000	11500	6700	400	0
								PE&D	1200												
Total																					
Total NNSA TPC for Proposed RTBF Line Item Projects									389800	0	0	0	0	0	10200	129200	114100	112800	17000	6500	0

Priority (1)	Project Name (2)	Project Number (3)	Deferred Maintenance Identifier(s) (3a)	Mission Dependency (4)	Mission Dependency Program (4a)	Deferred Maintenance Reduction (5)	GSF Added or Eliminated (6)	Funding Type (7)	Total (8)	FY 2010 (9)	FVNSP FY 2011 (10)	FVNSP FY 2012 (11)	FVNSP FY 2013 (12)	FVNSP FY 2014 (13)	FVNSP FY 2015 (14)	FY 2016 (15)	FY 2017 (16)	FY 2018 (17)	FY 2019 (18)	FY 2020 (19)
B. Facilities and Infrastructure Recapitalization Program (FIRP) Line Items																				
								OPC	0											
								PE&D	0											
								LI	0											
								Total	0											
								(TPC)	0											
C. Safeguards & Security (S&S) Line Items																				
								OPC	0											
								PE&D	0											
								LI	0											
								Total	0											
								(TPC)	0											
D. Other Defense Programs Line Items (for example, Campaigns/Directed Stockpile Work (DSW))																				
								OPC	0											
								PE&D	0											
								LI	0											
								Total	0											
								(TPC)	0											
E. Nuclear Nonproliferation (NN) Line Items																				
1	Non-Proliferation Research and Development (NPRAD) Sandia/NM	16-1171		MD	NN, NPV		150,000	OPC	15000							1000	3500	3500	4000	3000
								PE&D	13000							1000	8000	4000	36000	18000
								LI	72000										18000	
								Total	100000							2000	11500	25500	40000	21000
								(TPC)	0											
								Total	489800							116100	124300	42500	48500	21000
F. Non-NSA Line Items IN Program																				
Costs for All NNSA Site Line Items																				
2	National Cybersecurity Facility (NCF) Sandia/NM	17-1172		MD	IN		80,000	OPC	6700						1500	1700	1500	1500	500	
								PE&D	5800						1000	4000	800	4000	800	
								LI	32500						12500	12500	10000	10000	10000	
								Total	45000						2500	18200	12300	11500	500	0
								(TPC)	0						0	18200	12300	11500	500	0
								Total	45000						2500	18200	12300	11500	500	0
G. Non-NSA Line Items Program B																				
Costs for IN Program																				
								OPC	0											
								PE&D	0											
								LI	0											
								Total (TPC)	0											
								Total	0											
								Total	0											
								Costs for Program B	0											
								Total	0											
								Site Costs	534800					10200	131700	134300	136600	54000	47000	21000

Title: Gravity Weapon Certification

Site: Sandia National Laboratories/Tonopah, Nevada

Program Sponsor: Steve Goodrum, NA-12

Mission Area: Stockpile Stewardship Program (SSP)

Mission Gap:

Sandia’s ability to validate the performance of gravity nuclear weapons in support of NNSA commitment (to the USAF) to jointly conduct flight tests at the Tonopah Test Range (TTR) is at risk due to deteriorating infrastructure (roads, power grid, facilities) and equipment. The existing equipment is aged, obsolete, and requires proactive (labor intensive) maintenance in order to support each mission. Continued use of the range is possible because of the existing land use permit granted to NNSA by the USAF. Under the permit, TTR and the surrounding areas are shared in a cooperative model that supports both the NNSA flight test and critical DoD test and training activities. It is important to preserve this cooperative relationship and proceed with upgrading the range to ensure that flight test requirements can be met for the life of gravity weapons test activities.

Alternatives and Impacts:

No Action:

- The existing Land Use Permit requires that NNSA maintain the infrastructure within the permitted area. Further delay in infrastructure investments will result in increased safety concerns and potential mission impacts as the power grid and facilities continue to deteriorate.
- TTR is currently experiencing a failure rate of approximately 20 percent in the optics and Radar assets during test activity. If the equipment is not replaced or refurbished, it will be more difficult to assess the reliability of the warhead in all of its intended delivery options, and the confidence in those numbers would be diminished as a result of missed data opportunities. Flight test capability at TTR will atrophy to the point that it will not support NNSA missions.

Proposed Actions:

Infrastructure:

1. Roads - Minimal investment in roads is required to improve worker safety and bring surfaces within the permitted area to a standard that supports the current traffic loads.




2. Power Grid - Refurbishment of the electrical substation and Main power lines will provide reliable power to the test facility and critical test support areas.



3. Facilities – Refurbishment of select test and support buildings.



4. Equipment: The most expedient and lowest risk strategy to retain NNSA flight testing capability would be to upgrade the most seriously outdated equipment, including radar, telemetry, optical data systems, optical documentary systems, communications, and operational control systems. Replacement equipment would consist of modern, modular digital systems using mostly Commercial Off-The-Shelf (COTS) components integrated into the existing instrumentation suite by resident range personnel



Main Benefit: It is imperative to make capital investments that preserve Sandia’s flight test capability for the future to meet NNSA commitments. TTR is the only range that has the ability to support the entire suite of testing against a characterized target system. This mission cannot be accomplished at TTR indefinitely without investments.

Infrastructure	Roads	\$5.3M
	Power Grid	\$0.5M
	Facilities	\$5.0M*
	Subtotal	\$10.8M
Equipment		\$ 5.0M
	Total	\$15.8M*

Proposed Timeframe: FY 2014-2017

Proposed Costs: \$15.8M

* An added option on facilities is to build a 15K square feet multi-purpose building for an additional ~ \$5M, to replace 35K square feet of space. In that case, buildings 03-51, 03-57, 03-54, 03-69, would not have to be refurbished. The refurbishment costs of ~ \$2M could be avoided.

Title: Mission Support Complex (MSC)
Site: Sandia National Laboratories, Albuquerque, New Mexico
Program Sponsor: Steve Goodrum, NA-12
Mission Area: Mission Support & Complex Transformation



Mission Gap: Mission Support programs and personnel occupy many 40-50 year-old facilities and temporary structures scattered across the Sandia site. The scattered location of Executive management and support services housed in these outdated facilities contribute to operational inefficiencies and lower overall workforce performance. These facilities do not comply with current building codes, contribute to an increasing deferred maintenance liability, and are increasingly more costly to operate and maintain. The healthcare programs are located in buildings constructed in 1952 and 1968. A series of modifications to the original buildings combined with additional trailers and modular offices currently make up the facilities complex that houses healthcare operations. These facilities are inadequate to meet current health service requirements for 10 CFR 851 (oversight for sub-contractors worker health) and DOE required drug testing. This inefficient use of space prevents effective execution of mission support functions and limits site footprint reduction activities. The current configuration also limits Sandia’s ability to reduce energy consumption and develop sustainable facilities that lower operating costs.

Alternatives and Impacts:

No Action:

- Lost opportunity to eliminate 40+ year old bldgs & remove temporary bldgs, reduce average age of facilities, and reduce deferred maintenance backlog
- Risk the loss of certification for 10 CFR 851 (oversight for sub-contractors) and DOE required drug testing requirements and accreditation for ambulatory healthcare.
- Unable to consolidate/integrate functions into an efficient and cost effective management structure and workplace

Proposed Actions: The following are being considered to meet program requirements;

- Major Renovation
- Line Item – Design and build a new complex
- Third Party Financed (Alternative Financed)
- Lease

Main Benefit: Becoming a more efficient, safe, secure, and responsive National Security Laboratory addressing footprint reduction, cost reduction, energy use reduction, and workplace efficiency improvements while advancing DOE/NNSA transformational goals.

Benefit	Projected Savings	Notes
Deferred Maintenance Reduction	\$ 60M (one-time savings)	Maintenance avoidance
Energy Costs	\$ 700K/year	Assumes LEED Gold & reduced footprint
O&M Costs	\$ 5M/year	Reduced O&M due to GSF reduction
Footprint Reduction	200K GSF	Assumes 400K new, 600K removed
Operational Efficiencies	~ 10% program cost/year	Personnel & functional co-location savings

Proposed Timeframe: FY 2014-2017
Proposed Cost Range: \$200-300M

Title: Telecommunications Utility Infrastructure

Site: Sandia National Laboratories/New Mexico

Program Sponsor: Dino Herrera, NA-52

Mission Area: Utility Infrastructure

Mission Gap: Several elements of Sandia’s telecommunications infrastructure supporting NNSA mission critical capabilities are at or near the end of their expected useful life. Current duct bank and manhole infrastructure in Technical Areas II, III, IV, and V are not conducive to efficient communications management due to collapse and lack of additional capacity. Telecommunications media in all areas is limited to copper or wireless technologies limiting the capability for high-speed secure data transmission.

The Major Environmental Testing mission assigned to Sandia in the Record of Decision will require high-speed secure data transmission between test facilities and between the test complex and modeling and simulation computing in Sandia’s Technical Area I. In Technical Area III, host to the majority of the Environmental Test capability, telecommunications infrastructure is essentially non-existent. The current services to most of TA-III is limited to aged direct buried copper cabling installed by the Air Force nearly 50 years ago. The connectivity to modeling and simulation computing capability in Technical Area I prevents rapid realization and use of environmental test data.



Alternatives and Impacts:

No Action:

- Ability to provide near real-time test data for modeling and simulation studies in support of the Stockpile Stewardship Program.
- Telecommunication infrastructure will continue to degrade with increasing maintenance cost to a marginal system.
- High-speed secure data transmission will be limited.

Proposed Actions:

- Refurbish telecommunications shortfalls project by project over a 10 – 15 year period.
- Convert to state-of-the-art fiber optical technology for media replacement of aging copper-based hard wired capability.

Main Benefit: Support telecommunication requirements for Environmental Test capability.

Proposed Timeframe: FY 2014-2019

Proposed Cost Range: \$27-32M

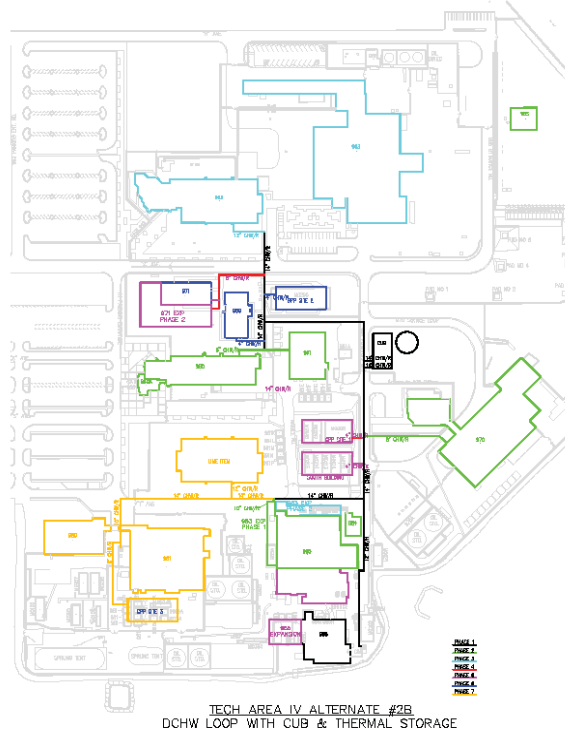
Title: TA-IV District Chilled Water

Site: Sandia National Laboratories/New Mexico

Program Sponsor: Dino Herrera, NA-52

Mission Area: Utility Infrastructure

Mission Gap: Existing independent chiller plants in several TA-IV buildings will reach the end of their useful life and need to be replaced over the next ten years. This project will establish a District Chilled Water system for Tech Area IV that provides a Life-Cycle Savings over individual replacement costs of \$5 M and results in an energy savings of 271,700,000 kWh over a 25 year period. This project will provide cost effective, responsive infrastructure to mission critical accelerators (Hermes, Sphinx), pulsed power operations (Z & Z-Backlighter) and the data center at Building 962.



Alternatives and Impacts:

No Action:

- Escalating energy use as the site expands and demand for cooling increases
- Escalating maintenance costs for maintaining individual chillers
- Increased reliability from a shared system of chillers
- Unable to effectively expand programs that require an ever increasing need for cooling

Proposed Actions:

- Site Stewardship or Energy Program Line Item to convert to a District Chilled Water system with a Thermal Storage capability to reduce operating costs and energy use

Main Benefit:

- Results in avoiding a cost intensive replacement of individual chillers, additional maintenance costs, lost energy efficiency, and ability to provide lower operating costs for new mission requirements in TA-IV
- Chilled water infrastructure that supports mission critical activities with cooling & environmentally conditioned air
- Economical chilled water system that helps achieve energy and environmental standards and that is easily expandable
- Reduced operating and maintenance costs

Proposed Timeframe: FY 2015-2018

Proposed Cost Range: \$30 M

Title: TA IV, TA V, and 6000 Igloo Storm Drainage Improvements

Site: Sandia National Laboratories/New Mexico

Program Sponsor: Dino Herrera, NA-52

Mission Area: Utility Infrastructure

Mission Gap:

Erosion of existing areas, lack of escarpment stabilization along the Tijeras Arroyo waterway, potential damage to main sanitary sewer lines at south end of TA-IV which serves mission critical facilities, potential damage to TA III access and potential flooding of mission support facilities..

Alternatives and Impacts:

No Action:

- Failure to realize a reduction in deferred maintenance of \$5.0 M.
- Failure to provide a robust and responsive drainage infrastructure to avoid site flooding, loss of stabilized soil, and damage to mission critical and supporting facilities.
- Failure to prevent the potential discharge of untreated wastes into the environment and temporary loss of sanitary sewer service to several mission critical and mission support facilities
- Added operational maintenance costs to repair individual portions of the system as they fail.

Proposed Actions:

- Upgrades to drainage system between TA-V and the Thermal Test Complex to improve drainage capability, improve access reliability to mission critical facilities, reduce maintenance, reduce erosion, and improve protection to nearby facilities.
- Stabilize escarpment along Tijeras Arroyo at south end of TA-IV to prevent damage to two main sanitary sewer lines which passes through this escarpment and to improve safety in the area.
- Erosion control at 6000 Igloo area to stabilize the area to protect security fence lines, buildings, and roadways from damage and significant erosion .
Erosion control at 996 Reapplication Facility to reduce soil erosion.

Main Benefit:

- Meets NNSA goal to provide a Responsive Infrastructure
- Improves flood and erosion control near and around mission related facilities
- Prevents damage to two main sanitary sewer lines

Proposed Timeframe: FY 2015-2018

Proposed Cost Range: \$8.5-9.5M

Title: Non-Proliferation Research and Development (NRAD)

Site: Sandia National Laboratories/New Mexico

Program Sponsor: Thelma (Jan) Cervený, NA-22

Mission Area: Nuclear Non-Proliferation Program (NN)

Mission Gap: The Office of Nonproliferation Research and Development (NA-22) requires a capability to efficiently and cost-effectively perform research, development, and limited fabrication for enduring nuclear detonation detection and nonproliferation missions. In May 2008, the USAF and NNSA pledged to work together to develop the next generation of U.S. Nuclear Detonation Detection System (USNDS) Global Burst Detector (GBD) sensors to be flown on GPS III. This activity will encompass the design, development, launch, and support of new payloads for 32 satellites over the next twenty years. In addition, NA-22 has future plans for nonproliferation R&D sensor development, collaboration with other space agencies, and demonstration/evaluation of payloads requiring product realization. The capabilities needed to accomplish this work are not possible in conjunction with existing commitments. A timely investment is needed which co-locates critical functions and capabilities in a modern, flexible facility organized to promote an efficient and safe process flow. This investment will enable NA-22 to accomplish current and future GBD commitments and will provide capacity to support future goals and requirements for its evolving nonproliferation missions. The current Sandia facilities were not designed to accommodate the particular needs and requirements of the USNDS nor GBD program. The current Sandia facilities do not allow co-location of designers and developers with those that actually produce the end products. Environment, Safety and Health (ES&H) issues are currently addressed in a piece-meal and fragmented manner. Communication, teamwork, and product realization are not efficient. The facilities are not flexible and do not allow for modular reconfiguration to meet evolving needs. They also do not allow for optimal product flow, efficient process development or development of new NA-22 programs.



Alternatives and Impacts:

No Action:

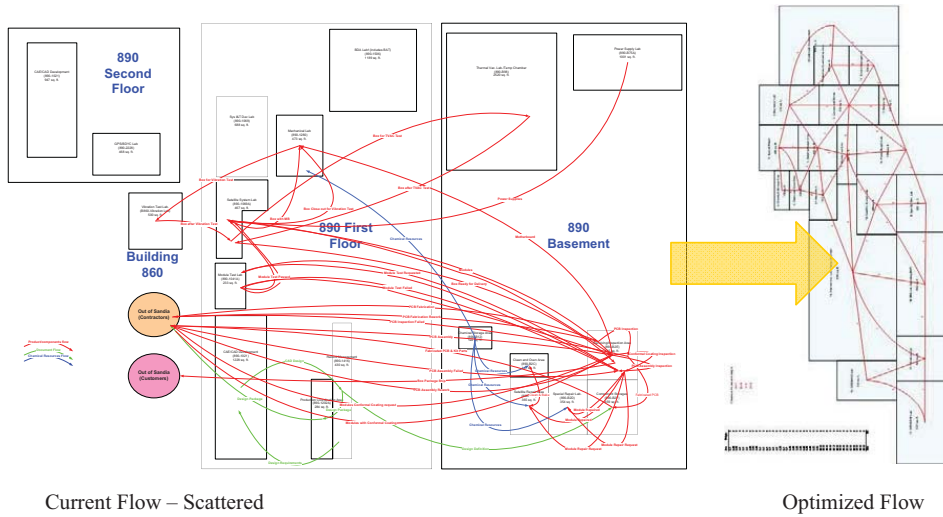
- Substantial program dollars will be required to address aging infrastructure issues.
- It may become increasingly difficult to accommodate current payload fabrication commitments if certification requirements become more restrictive.
- Subsystems costs and cycle times will increase as systems change and evolve.
- Sandia may not be able to continue to attract the best and brightest talent to help meet current and future space missions.
- The current facilities will not accommodate continued growth of R&D and product realization for potential future missions such as:
 - Development of new NNSA R&D and demonstration-validation payloads
 - Collaboration with other DoD organizations in rapid development and deployment of small space payloads

Proposed Actions:

- The options to be considered include:
 - New building
 - Remodel and/or build an addition to current facility
 - Locate activities in another existing facility
 - Leased facility

Main Benefit: Process efficiency gains that will have a significant positive return on investment over the life of this program and NA-22's nonproliferation mission.

- The proposed world-class capability will provide a flexible infrastructure and will attract the top talent necessary to meet existing and future NA-22 commitments to the USNDS GBD program. The facility will emphasize cost reductions through efficient product realization flow and enhanced quality of space hardware, and a safe environment for personnel and hardware.
- The proposed capability would also support the design, assembly, integration and test of other NNSA payloads (e.g., R&D scale payloads or Archer). It would also enable leveraging the maintenance and operations costs with other Work for Other (WFO) paying customers in other Federal Agencies. A capability for product realization on programs requiring sensitive compartmented information facilities (HSB) levels of security which may be required for certain missions, including current commitments..



Proposed Timeframe: FY 2016-2020
Proposed Cost Range: \$80 - \$100M

Title: National Cybersecurity Facility (NCF)

Site: Sandia National Laboratories

Program Sponsor: Edward B. Held, IN-1

Mission Area: Cybersecurity

Mission Gap: The sensitive nature of cybersecurity research requires that such work be done in High Security Buildings (HSB). “Enhance Cyber Security” is a mission objective in the National Intelligence Strategy (Office of the Director of National Intelligence, August 2009). The resultant increasing demand for this mission at Sandia National Laboratories has been met by converting existing facility infrastructure to HSB capability and security requirements. Sandia’s HSBs are scattered across the New Mexico campus in many different buildings and rooms. Each HSB facility is required to have an on-site security rep, its own special security infrastructure, and meet very short physical security response time requirements. The cost to meet these requirements in multiple HSB facilities is much greater than the cost to operate a single larger building. Much of the current space is outdated, substandard, and poorly designed to meet program needs. Sandia has over 1800 SCI cleared individuals but HSB facilities to house only 55% of that population. Sandia’s ability to perform this very important mission work is limited by the lack of HSB facilities. Commitments on existing deliverables have been postponed due to the lack of adequate space to address programmatic needs. The demand for this work continues to grow justifying an investment in a large HSB facility that allows mission work to be accomplished more effectively.



Alternatives and Impacts:

- **No Action:** Unless action is taken, there is greater risk of increased opportunities for security related incidents, the site’s security footprint and infrastructure will continue to grow, and operation and maintenance costs will contribute to higher costs to the customer. Allowing further deterioration of the current set of buildings may lead to major disruptions in many National Security programs.
- **Proposed Actions:** Construct a large (150,000+ square foot), modern High Security Facility to consolidate the current set of structures. This structure would accommodate the special needs for this program area with high-bay space, labs, project rooms, conference facilities and staff space. A third-party finance option will be considered during the alternatives analysis.

Main Benefit: Sandia’s Intelligence Work-for-Others programs will enhance and complement DOE’s Nuclear Weapons programs. As an example, revenue from the Intelligence Work-for-Others programs helps to partially support NNSA’s Nuclear Weapons site infrastructure. Facility consolidation would allow for collaboration and integration of experts among Sandia’s Nuclear Weapons and Intelligence Work-for-Others programs, as well as with other National Labs and organizations within the United States Government. Such collaboration will accelerate cybersecurity technology and capability research. Sandia has attempted to address High Security Buildings by converting existing secure space and/or leasing mobile-type buildings. This is not only cost prohibitive but has created a number of separate facilities. Each facility requires its own security systems including labor for security response. These inefficiencies are cost prohibitive. A single, consolidated facility will provide economies of scale for both infrastructure and labor.

Proposed Timeframe: FY 2015 - 2019

Proposed Cost Range: \$40 – 70M

This page intentionally left

Blank

**Attachment A-3
NSNA Facilities and Infrastructure Cost Projection Spreadsheet
RTBF/Operations of Facilities for Sandia National Laboratories (\$000s)**

Priority	Project Name	Project Number	Mission Dependency	Mission Dependency Program	Deferred Maintenance Reduction	GSF Added or Eliminated	Funding Type	Total	Prior Years' Funding	FY2010	FY2011 FYNSP	FY2012 FYNSP	FY2013 FYNSP	FY2014 FYNSP	FY2015 FYNSP	FY2016	FY2017	FY2018	FY2019	FY2020
CLOSED	Communications Trunk Line In/H Avenue	SNL-07-826	MD	RTBF	-	-	GPP	1,424	1,424											
CLOSED	California: Paving	SNL-08-461	MD	Other	240	-	GPP	320	320											
CLOSED	Defention basin facility/ 18th St./K Avenue	SNL-05-797	MD	RTBF			GPP	1,214	1,214											
F	*Red Storm Power Upgrades (Buildings 725 & 726) (formerly named Design & Purchase Equipment for Buildings 725 & 726)	SNL-08-976	MD	RTBF			GPP	1,700	1,700											
F	Move Military Lidson from 892 to W/F-C	SNL-08-977	MD	DSW			GPP	4,300	4,300											
F	880 X-50 Water-Cooled Computer Infrastructure	SNL-08-991	MD	RTBF			GPP	1,400	1,400											
F	Bldg 860 Electrical Bus Duct Replacement	SNL-09-1039	MC	DSW	500		GPP	2,044	278	1,766										
F	I/A V Sanitary Sewer Refurbishments	SNL-08-945	MD	RTBF	2,030		GPP	933	933											
F	Bldg. 865 Modern Supporting Infrastructure	SNL-08-992	MC	ENG			E	1,111	1,111											
F	Bldg. 858 N Interstitial Access Platforms	SNL-08-988	MC	ENG			E	1,144	1,144											
F	*Equipment Access and Safety Platforms: 858EF (formerly named Interstitial Equipment Access and Safety, 858N & 858EF)	SNL-08-978	MC	DSW			E	106	106											
F	TTR Facility and Infrastructure Refurbishments	SNL-09-1052	MD	ENG	40		E	400	200	200										
F	Refurbish HVAC systems in 860: south labs and addition, and high bay	SNL-09-1044	MC	DSW	2,548		E	3,281	576	2,705										
F	Bldg 6620 Safety Refurbishments to support B-61 LEP development testing	SNL-09-1053	NMD	Other	122		GPP	500	50	450										
F	Bldg 961 Consolidation and Remodel	SNL-09-1054	MD	RTBF			E	900	125	775										
F	Bldg 6610 Stoker Refurbishment	SNL-10-1133	MC	DSW			E	600		600										
F	C743 Teflon lined-exhaust ducting insulation in support of G15 mission	SNL-09-1051	MD	DSW			E	171		171										
	Major Environmental Test Programmatic Infrastructure Projects																			
	Microelectronics Fabrication Programmatic Infrastructure Projects																			
	Primary Standards Laboratory Programmatic Infrastructure Projects																			
	Reactors and Accelerators Programmatic Infrastructure Projects																			
	Neutron Generator Equipment Maintenance Programmatic Infrastructure Projects																			
	Tech Area IV Programmatic Infrastructure Projects																			

**Attachment A-3
NSA Facilities and Infrastructure Cost Projection Spreadsheet
RTBF/Operations of Facilities for Sandia National Laboratories (5000s)**

Priority	Project Name	Project Number	Mission Dependency	Mission Dependency Program	Deferred Maintenance Reduction	GSF Added or Eliminated	Funding Type	Total	Prior Years' Funding	FY2010	FY2011 FYNSP	FY2012 FYNSP	FY2013 FYNSP	FY2014 FYNSP	FY2015 FYNSP	FY2016	FY2017	FY2018	FY2019	FY2020
	Tonopah Test Range Programmatic Infrastructure Projects																			
	R&D Glovebox to support GTS operations (Moved to NG Equip Maint)	SNL-09-1047									500									500
	12.47kV Overhead Feeder 1402 (Moved to Major Environ Test)	SNL-09-1017																		
	C912 GTS Space Renovation and C966 Security Upgrades (Moved to NG Equip Maint Projects)	SNL-09-1049																		
	Bldg. Modifications to Support Electron Generator Production, 870 & 857B (Moved to NG Equip Maint Projects)	SNL-05-312																		
	Bldgs: 700, 870, and 857 Electrical/Mechanical Upgrades (Moved to NG Equip Maint Projects)	SNL-10-441																		
	Consolidate Production Activities into the Mfg. District (Moved to NG Equip Maint Projects)	SNL-11-442																		
	New Personnel Elevator Bldg. 870 (Moved to NG Equip Maint Projects)	SNL-16-946																		
	C976 Infrastructure Upgrades to Support GTS Operation (Moved to A-5b)	SNL-09-1048																		
	C910 Third Floor for Surety Mission consolidation (Moved to A-5b)	SNL-09-1050																		
	Secondary Containment in Sub-Fab 858EF (Moved to A-5b)	SNL-08-979																		
	D1 Blend Tank of 858N (Moved to A-5b)	SNL-08-980																		
	Centralized CO2 System in 858N (Moved to A-5b)	SNL-08-981																		
	California: Final Gate 12 Relocation/2nd Street (Moved to A-5b)	SNL-06-280																		
	California: Arroyo Flood/Drainage Control Slewwork Mods (Move to A-5b)	SNL-05-279																		
	California: Site Restoration around Bldg. C912 (Move to A-5b)	SNL-06-66																		
	California: Maint. Yard & 'C' St. Restoration (Move to A-5b)	SNL-06-75																		
	California: Arroyo Bank Modifications (Erosion Control) (Move to A-5b)	SNL-05-278																		
	California: South Portal Road Overlay (Move to A-5b)	SNL-09-103																		
	California: West Parking/Street Improvements (Move to A-5b)	SNL-11-283																		
	California: Sandia Drive Lighting (Move to A-5b)	SNL-09-76																		

**Attachment A-3
NNSA Facilities and Infrastructure Cost Projection Spreadsheet
RTBF/Operations of Facilities for Sandia National Laboratories (\$000s)**

Priority	Project Name	Project Number	Mission Dependency	Mission Dependency Program	Deferred Maintenance Reduction	GSF Added or Eliminated	Funding Type	Total	Prior Years' Funding	FY2010	FY2011 FYNP	FY2012 FYNP	FY2013 FYNP	FY2014 FYNP	FY2015 FYNP	FY2016	FY2017	FY2018	FY2019	FY2020
	California: T-Bird Lane Improvements <i>(Move to A-5b)</i>	SNL-11-364																		
	California: Site Utility Improvements <i>(Move to A-5b)</i>	SNL-12-284																		
	New Thermal Storage System for Central TA-I District Cooling System <i>(Move to A-5d)</i>	SNL-07-430																		
	Upgrade ECF Bldg. 905 <i>(Move to A-5d)</i>	SNL-10-107																		
								19,824	13,157	6,667	10,000	10,000	10,000	10,000	10,000	10,000	10,000	10,000	10,000	10,000

This page intentionally left

Blank

NNSA Facilities and Infrastructure Recapitalization Program (FIRP) for Sandia National Laboratories (SNOOs)

FIRRS Priority (1)	Project Name (2)	FIRRS Score (2a)	Project Number (3)	Deferred Maintenance Identifier (3a)	Mission Dependency (4)	Mission Dependency Program (4a)	Legacy Deferred Maintenance Reduction (FY03 & FY04 Baseline) (5)	Non-Legacy Deferred Maintenance Reduction (5a)	GSF Added or Eliminated (6)	Funding Type (7)	Total (8)	Prior Years' Funding (9)	FY 2010 (10)	FY 2011 FVNSP (11)	FY 2012 FVNSP (12)	FY 2013 FVNSP (13)
F	FIRP Planning		SN-P-09-01	SNL-03-250			0	0		GPP	5	3,597	160	1,800		
CLOSED	Rebuild H St & G Ave		SN-R-07-01A	SNL-04-55	MDNC	RTBF	3,000	-		GPP	4,948	4,948	-	-	-	-
	Rebuild I Avenue from 9th St to 11 St, Mail & 7th, 8th, and 10th Streets between G & H Streets		SN-R-08-01 (SB)	SNL-05-73	MDNC	RTBF	1,710	184		GPP	1,839	1,839	-	-	-	-
F	Replace 3 - 800 Ton Chillers, Bldg. 894		SN-R-07-02	SNL-06-460	MC	DSW	2,000	-		GPP	2,612	2,237	375	-	-	-
F	Rebuild 12th Street from F Ave. to H Ave. (1 Ave Task B)		SN-R-10-01 (SB)	SNL-05-73	MDNC	RTBF	488	-		GPP	1,150	150	1,000	-	-	-
F	SNL Livermore RAMP Site Support		SN-R-10-2	SNL-06-566	MDNC	DSW	800	-		GPP	48	-	48	-	-	-
1	TTR Rebuild Bunker & Melion Roads	55	TBD	SNL-03-347	MDNC	RTBF	2,177	-		GPP	4,463	63	-	4,400	-	-
2	TA I-IV Fire Alarm Notification System Refurbishment	55	SN-R-06-11	SNL-05-304	MDNC/MDNC/MD	RTBF	425	-		GPP	840	140	-	700	-	-
3	Misc Site Power Refurbishments	55	TBD	SNL-08-729	MDNC	RTBF	500	-		GPP	1,125	125	-	1,000	-	-
4	Repair Communications Manholes in TA-I & TA-II	55	TBD	SNL-06-524	MDNC	RTBF	500	-		GPP	850	-	-	850	-	-
5	Replace Existing 1600 Ton Chillers in Bldg. 850	55	TBD	SNL-07-429	MDNC	RTBF	2,200	-		GPP	4,850	-	-	450	2,200	2,200
6	Rebuild P Ave from Hardin to 9th Street	55	TBD	SNL-08-728	MDNC	RTBF	1,474	-		GPP	2,860	-	-	260	1,300	1,300
7	Building C912 Renovation	55	TBD	SNL-08-585	MDNC	DSW	162	-		GPP	720	-	-	70	325	325
8	TA-I Misc Parking Lots	55	TBD	SNL-09-685	NMD	Other	120	134		GPP	430	-	-	30	200	200
9	Sidewalks, & Pathways Repairs Bldg 894-Exhaust Fans & Air Handlers Refurbishment	55	TBD	SNL-06-673	MC	DSW	3,745	-		GPP	5,112	52	-	460	2,300	2,300
10	Replace 890 Chillers & Cooling Tower	55	TBD	SNL-05-447	MDNC	NPV	1,680	-		GPP	3,080	-	-	280	1,400	1,400
11	Bldg C912 Re-roofing	55	TBD	SNL-09-725	MDNC	DSW	1,138	-		GPP	1,140	-	-	110	530	500
12	TA-III Misc Road Repairs - Road Replacement (Task #2)	55	TBD	SNL-08-675	MDNC	RTBF	750	-		GPP	1,100	-	-	100	500	500
DELETED	Ave 10th Street (not planned)	55														
DELETED	Building 894 Architectural Repairs (not planned)	45														
DELETED	Building 869 Renovation (not planned)	45														
DELETED	Bldg C910 Chillers and Cooling Tower Replacement	40														
DELETED	TA-I & TA-IV Misc Concrete & Asphalt Paving Repairs (not planned)	45														
DELETED	TA-I through TA-IV (not planned)	45														
DELETED	Building 880 Central Renovation (not planned)	45														

Attachment A-4(a)
NNSA Facilities and Infrastructure Cost Projection Spreadsheet
Facilities and Infrastructure Recapitalization Program (FIRP) for Sandia National Laboratories (\$000s)

FIRRS Priority (1)	Project Name (2)	FIRRS Score (2a)	Project Number (3)	Deferred Maintenance Identifier (3a)	Mission Dependency (4)	Mission Dependency Program (4a)	Legacy Deferred Maintenance Reduction (FY03 & FY04 Baseline) (5)	Non-Legacy Deferred Maintenance Reduction (3a)	GSF Added or Eliminated (6)	Funding Type (7)	Total (8)	Prior Years' Funding (9)	FY 2010 (10)	FY 2011 FVNSP (11)	FY 2012 FVNSP (12)	FY 2013 FVNSP (13)
DELETED	Building C910 Refurbishment (not planned)	40														
DELETED	Bldg C912 HVAC Replacements (not planned)	50														
DELETED	Replace Air Washer & Boiler in 6350 (not planned)	50														
DELETED	Bldg C912 - Comp. Fac. Mechanical Refurbishments (not planned)	55														
DELETED	Building 880 South D-Aisle Renovation (not planned)	45														
DELETED	Bldg C912 Interior Renovations (not planned)	40														
DELETED	California: Roof Refurbishments (not planned)	55														
DELETED	Building 860 1st Floor North Renovation (not planned)	40														
DELETED	TA-1 Exterior Stucco Repairs (not planned)	40														
DELETED	TA-1 Misc. Interior Architectural Refurbishments (not planned)	40														
DELETED	Bldg C910 Re-roofing (Completed by Res/DM Prog)	55														
Scap Total											110,091	84,239	1,423	6,950	8,755	8,725

Attachment A-5a
Other Facilities and Infrastructure Cost Projection Spreadsheet
for Sandia National Laboratories (\$000s)

Priority	Project Name	Project Number	Mission Dependency	Mission Dependency Program	Deferred Maintenance Reduction	GSF Added or Eliminated	Funding Type	Total	Prior Years' Funding	FY2010	FY2011 FYNP	FY2012 FYNP	FY2013 FYNP	FY2014 FYNP	FY2015 FYNP	FY2016	FY2017	FY2018	FY2019	FY2020	
Nuclear Nonproliferation (NN) Projects																					
1	Intentional Physical Security Center NOTE - NOT WEAPONS ACTIVITY ACCOUNT	SNL-03-542	NMD	Other	-	9,000	GPP	4,530	30			4,500									
2	Construct New LAZAP Facility NOTE - NOT WEAPONS ACTIVITY ACCOUNT	SNL-09-104	NMD	Other	-	10,000	GPP	3,000				1,000	2,000								
Total NN Projects								7,530	30	-	-	5,500	2,000	-	-	-	-	-	-	-	-
Other Defense Programs Projects																					
Closed	Building 860 Amplifier	SNL-08-947	MD	DSW	-		E	293	293												
Closed	Building 857 Renovation	SNL-08-948	MD	DSW	-		E	1,536	1,536												
Closed	Building 983 Final Optics Assembly	SNL-08-986	MD	ICF	-		E	377	377												
Closed	Building 892 Room 115 Remodel	SNL-08-987	MD	DSW	-		E	427	427												
Closed	Building 725 SCIF (Moved Project from A-5d1)	SNL-08-1002	MD	ASC	-		GPP	477	477												
Closed	Building 858E1 MBE Tool Installation	SNL-08-1032	MD	RTBF	-		E	236	236												
Closed	Building 858E1 CMP and Scrubber Installation	SNL-09-1027	MD	RTBF	-		E	546	546												
Closed	Building 6560 T4000 Shaker & Power Amplifier Installation	SNL-08-1038	MC	DSW	-		E	286	285	1											
F	Building 983 Phase B: Linear Transformer Driver (Moved Project from A-5d1)	SNL-08-975	MC	ICF	-		GPP	2,161	2,161												
1	983 NW Addition	SNL-06-822	MC	ICF	-	10,000	GPP	4,900	531	4,369											
2	Building 857 Modifications for Neutron Generator Facility (Moved Project from A-5d1)	SNL-06-209	MC	DSW	-		GPP	2,500		1,500	1,000										
3	Secondary Containment in Sub-Fab 858E1 (Moved Project from A-5d1)	SNL-08-979	MC	DSW	-		E	1,000		1,000											
4	DI Blend Tank at 858N (Moved Project from A-3)	SNL-08-980	MC	ENG	-		GPP	500		500											
5	Centralized CO2 System in 858N (Moved Project from A-3)	SNL-08-981	MC	ENG	-		GPP	1,500			1,500										
6	Building 753 Addition	SNL-07-866	MD	NA	-	13,000	GPP	4,500	-			4,500									
7	Building 986 Addition for Z-Boockfighter Growth	SNL-07-591	MC	ICF	-	12,000	GPP	4,900				2,000	2,900								
8	Building 725 Addition	SNL-08-752	MD	ASC	-	16,000	GPP	5,000	-			500	4,500								
9	Nuclear Weapons Systems Analysis and Studies Building	SNL-06-469	MD	NA	-	16,000	GPP	4,900	349												
10	Upgrade ECF Bldg. 905 (Moved Project from A-3)	SNL-10-107	MC	DSW	-		GPP	1,700												1,700	
Total Other Defense Programs Projects								37,739	7,218	7,370	2,500	7,000	7,400	4,551	-	-	1,700	-	-	-	-

Safeguards and Security (S&S) Projects													
Project ID	Project Description	SNL-09-832	DNS	-	-	E	23	23	-	-	-	-	-
Closed	San Diego/NM: Building 956 Renovation (Portion of project closed out. Remaining scope moved to 956 Building Additions)		DNS	-	-	E	23	23	-	-	-	-	-
1	956 Building Additions	SNL-11-1156	MD	DNS	-	GPP	3,000				3,000		
Cancelled	San Diego/NM: TSCM Mods	SNL-09-971					-				3,000		
Total S&S Projects							3,023	23	-	-	3,000		

Attachment A-5b
NNSA Facilities and Infrastructure Cost Projection Spreadsheet
Corporate Indirect Investments for Sandia National Laboratories (\$000s)

Priority	Project Name	Project Number	Mission Dependency	Mission Dependency Program	Deferred Maintenance Reduction	GSF Added or Eliminated	Funding Type	Total	Prior Years' Funding	FY 2010	FY2011 FYNSP	FY2012 FYNSP	FY2013 FYNSP	FY2014 FYNSP	FY2015 FYNSP	FY2016	FY2017	FY2018	FY2019	FY2020
CLOSED	California: Final Gate 12 Relocation/2nd Street (Project moved from A-3)	SNL-06-280	MD	Other	-	-	E	700	700											
CLOSED	Road/Parking Upgrades, CA	SNL-08-461	NMD	Other	240	-	IGPP	320	320											
CLOSED	Bldg C910 Exterior Repairs	SNL-11-238	MD	DSW	498	-	IGPP	540	540											
CLOSED	California MO50: C950 reconfiguration	SNL-08-953	NMD	Other	-	-	E	400	400											
CLOSED	California Facilities Warehouse/Corporate Storage Consolidation	SNL-08-954	NMD	Other	-	-	E	250	250											
CLOSED	California C910 suite 310 renovation	SNL-08-951	MD	Other	200	-	E	200	200											
CLOSED	TAI Limited Area Expansion	SNL-06-828	NMD	Other	-	-	IGPP	3,171	3,171											
CLOSED	887 Landlord Renovation - southwest wing	SNL-06-829	NMD	Other	144	-	E	702	702											
CLOSED	Renovations of Buildings 885, 886, and 887	SNL-07-919	NMD	Other	-	-	E	1,402	1,402											
CLOSED	Research Park Moves	SNL-08-944	NMD	Other	-	-	E	610	610											
CLOSED	California: Building C966 Renovation	SNL-12-598	MD	DSW	745	-	E	240	240											
CLOSED	Sandia/NM: TA-V Gate Replacement (Sector 14)	SNL-09-972	MD	Other	-	-	E	379	379											
CLOSED	Sandia/NM: Gate 2 Turnstile & Floor Restructure	SNL-09-974	MD	Other	-	-	E	393	393											
CLOSED	Bldg 821-825 Parking Lot Improvements	SNL-09-1023	NMD	Other	7,339	-	E	298	298											
CLOSED	IFOC Path	SNL-09-1029	NMD	Other	-	-	E	313	306	7										
CLOSED	Bldg 887 Fire Protection Upgrades	SNL-09-1041	NMD	Other	-	-	E	302	302											
F	Bldg C968 Electrical Replacements	SNL-11-742	NMD	Other	850	-	E	459	459											
F	Temporary Boilers	SNL-07-848	MD	Other	-	-	IGPP	1,420	1,375	45										
F	California C910 suite 121 renovation	SNL-08-950	MD	Other	240	-	E	1,000	1,000											
F	Building 755 SCIF	SNL-08-716	MD	Other	-	-	IGPP	1,859	1,774	105										
F	Bldg 810 Fire Protection Upgrades	SNL-09-1024	MD	Other	572	-	E	380	330	50										
F	Bldg 857 West Renovation	SNL-09-1037	MC	DSW	-	-	E	1,240	1,157	65										
F	Bldg 828 Renovations for 2400	SNL-09-1036	MC	DSW	-	-	E	1,392	1,317	60										
F	California: Arroyo Flood/Drainage Control Stewok Mods (Moved from A-3)	SNL-05-279	MD	Other	325	-	E	750	750											
F	*Building 859 Landlord Renovation (formerly named Building 859 SCIF)	SNL-08-934	MD	Other	473	-	E	1,300	1,058	200										
F	Connect Bldgs 831 & 832	SNL-09-994	NMD	Other	30	-	E	306	283	23										
F	Research Bldg 832	SNL-09-1033	NMD	Other	-	-	E	168	139	20										
F	Bldg 823 Compression/F-City Relocation	SNL-09-1040	NMD	Other	-	-	E	2,120	1,196	650										
F	Bldg 885 Renovation	SNL-14-809	MC	NPV	2,307	-	E	3,351	251	2,100										
1	California: Site Restoration around Bldg. C912 (Moved from A-3)	SNL-06-66	MD	Other	250	-	E	650			1,000									
2	C976 Hydrogen Gas Transfer	SNL-09-1048	NMD	Other	-	-	TBD	790		790										

Attachment A-5b
 NNSA Facilities and Infrastructure Cost Projection Spreadsheets
 Corporate Indirect Investments for Sandia National Laboratories (\$000s)

Priority	Project Name	Project Number	Mission Dependency	Mission Dependency Program	Deferred Maintenance Reduction	GSF Added or Eliminated	Funding Type	Total	Prior Years' Funding	FY 2010	FY2011 FYNSP	FY2012 FYNSP	FY2013 FYNSP	FY2014 FYNSP	FY2015 FYNSP	FY2016	FY2017	FY2018	FY2019	FY2020
3	Bldg. 880 North B-Asile Renovation	SNL-07-168	MD	RTBF	277	-	E	3,950	-	450	3,500	-								
4	Bldg. 880 2nd Floor Landlord Renovation (Moved from A-4g and renamed project)	SNL-10-164	MC	DSW	1,148	-	E	1,700	-	200	1,500									
5	Reapplication Facility Renovation	SNL-10-1174	NMAD	Other	-	-	E	250	-	250										
6	*Relocated/Reconfigure Tech Area IV Vehicle Gates (Moved from A-5d & formerly named Relocated TA IV Vehicle Gate)	SNL-08-795	MD	Other	-	-	IGFP	350	-	350										
7	Bldg. 770 HSB Renovation	SNL-10-1091	NMAD	NPV	-	-	IGFP	2,000	-	2,000										
8	Bldg. 770 HSB Renovation - Bldg 858BEI Peds	SNL-10-1092	MD	ENG	-	-	IGFP	535	-	535										
9	Bldg. C968 Exterior Repairs	SNL-11-735	NMAD	Other	320	-	E	400	-	400										
10	*Sewer Line Repair - California	SNL-10-1075	MD	Other	-	-	E	250	-	250										
11	California: Arroyo Bank Modifications (Erosion Control) (Moved from A-3)	SNL-05-278	MD	Other	600	-	IGFP	660	60	300	300									
12	Boiler Air Quality Upgrades	SNL-10-1068	MD	Other	160	-	E	900	-	600	300									
13	California: Mount, Yard & C St. Restoration (Moved from A-3)	SNL-06-75	MD	Other	120	-	IGFP	350	-	350										
14	Building C912 Renovation	SNL-08-585	MD	Other	162	-	E	720	-	720										
15	Bldg. C912 Re-roofing	SNL-09-725	MD	Other	1,136	-	IGFP	1,140	-	1,140										
16	California C914 roof	SNL-08-952	MGC	DSW	1,400	-	E	1,000	-	1,000										
17	California: C968/116 Clearroom Conversion	SNL-08-802	NMAD	Other	-	-	E	300	-	300										
18	Bldg C910 Basement HVAC Replacement	SNL-11-736	MD	DSW	810	-	IGFP	900	-	900										
19	C912-SE Entrance Remodel and Handrail painting	SNL-11-748	MD	Other	204	-	E	320	-	320										
20	Building 850 Equipment Room Code Compliance	SNL-07-784	MD	RTBF	74	-	E	370	-	370										
21	TA IV Parking Lot	SNL-06-711	NMAD	Other	88	-	IGFP	400	-	400										
22	Build Access Road from Hardin Blvd. To Parking Lots West of 894	SNL-09-798	NMAD	Other	300	-	IGFP	720	-	720										
23	Bldg. 868 Exterior Renovation	SNL-09-878	MD	NPV	465	-	E	879	-	879										
24	*Emergency Responders Facility	SNL-11-1177	MD	Other	4,500	TBD	IGFP	5,000	-	5,000										
25	*Sewer Line Replacement	SNL-10-1076	MD	Other	2,900	-	IGFP	4,500	-	500	500									
26	Bldg C912 - Comp. Fac. Mechanical Relubrications	SNL-10-734	MD	Other	717	-	IGFP	3,570	-	370	370									
27	California: C904 Renovation	SNL-13-600	NMAD	Other	-	-	E	750	-	750										
28	Sandia/NM: Gate 10 Modifications	SNL-04-538	MD	Other	-	-	E	1,500	-	1,500										
29	Landscape Wyoming Blvd. & G. Avenue Parking lot	SNL-08-793	NMAD	Other	-	-	E	370	-	370										
30	Landscape & Improve Drainage in 887 Parking Area	SNL-07-790	NMAD	Other	-	-	IGFP	2,000	-	2,000										
31	*Emergency Operations Center	SNL-12-1178	MD	Other	-	TBD	IGFP	5,000	-	5,000										
32	California: Roof Relubrications	SNL-06-566	NMAD	DSW	2,062	-	E	2,100	-	1,178										
33	IES Investment	SNL-12-333	MD	Other	-	-	IGFP	4,500	-	-										

Attachment A-5b
NNSA Facilities and Infrastructure Cost Projection Spreadsheet
Corporate Indirect Investments for Sandia National Laboratories (\$000s)

Priority	Project Name	Project Number	Mission Dependency	Mission Dependency Program	Deferred Maintenance Reduction	GSF Added or Eliminated	Funding Type	Total	Prior Years' Funding	FY 2010	FY2011 FYNSP	FY2012 FYNSP	FY2013 FYNSP	FY2014 FYNSP	FY2015 FYNSP	FY2016	FY2017	FY2018	FY2019	FY2020
34	Building 89.4 Restrooms Renovations & Asbestos Abatement	SNL-06-777	MC	DSW	398	-	E	1,235	-				1,235							
35	Building 6560 Landlord Renovation	SNL-11-879	MC	DSW	-	-	E	2,096	-				2,096							
36	Building 869 Exterior Envelope Renovation	SNL-09-833	MD	Other	-	-	E	1,200	-				1,200							
37	Bldg. 801 South Basement and 1st Renovation	SNL-06-162	MD	NWIR	92	-	E	2,962	-				362	2,600					5,000	
38	California: South Portal Road Overlay (Moved from A-3)	SNL-09-103	MD	Other	1,050	-	IGPP	700	-				700						5,000	
39	California: West Parking/Street Improvements (Moved from A-3)	SNL-11-283	MD	Other	1,665	-	IGPP	1,500	-				1,500							
40	Sandia, CA: External badge Office Building 6750 Renovation	SNL-08-350	NMD	Other	0	12,000	IGPP	5,000	-					5,000						
41	California: Improve Sandia Drive Building 6530 Renovation	SNL-13-880	MC	DSW	-	-	E	3,015	-					3,015						
42	California: Sandia Drive Lighting (Moved from A-3)	SNL-10-108	NMD	Other	450	-	IGPP	500	-					500						
43	California: Sandia Drive Lighting (Moved from A-3)	SNL-12-888	MD	NA	952	-	E	3,875	-					415	3,460					
44	Sandia, CA: Security Training Facility	SNL-09-76	MD	Other	400	-	IGPP	300	-					300						
45	California new site entrance	SNL-09-760	MD	Other	0	3,400	IGPP	500	-					500						
46	M. Avenue Site Improvements	SNL-08-763	NMD	Other	0	-	IGPP	1,700	-					1,700						
47	Building 6570 Renovation	SNL-06-713	NMD	Other	1,058	-	IGPP	1,000	-					1,000						
48	Building 6610 Renovation	SNL-15-884	MC	DSW	-	-	E	2,940	-					315	2,625					
49	Building 804, South 1st and 2nd floor Renovation	SNL-16-886	MC	DSW	-	-	E	175	-					175	1,475					
50	California: Hybrid Lane Improvements (Moved from A-3)	SNL-09-392	NMD	Other	10	-	E	2,571	-					275	2,296					
51	California: Site Utility Improvements (Moved from A-3)	SNL-11-364	MD	Other	800	-	IGPP	500	-					500						
52	California: Site Utility Improvements (Moved from A-3)	SNL-12-284	MD	Other	2,045	-	IGPP	2,000	-					2,000						
53	IGPP, Misc. Infrastructure Investment Project	SNL-12-333	MD	Other	-	-	IGPP	4,500	-					4,500						
54	IGPP, Misc. Infrastructure Investment Project	SNL-08-763	NMD	Other	-	-	IGPP	1,700	-					1,700						
55	IGPP, Misc. Infrastructure Investment Project	TBD	MD	Other	-	-	IGPP	5,000	-					5,000						
56	Building 6921 Renovation	SNL-15-883	MC	DSW	96	-	E	2,719	-					2,719						
57	Building 829 Renovation	SNL-14-881	MD	RBF	-	-	E	1,823	-					1,823						
58	Building 9225 Renovation	SNL-16-885	MD	Other	237	-	E		-											
59	IGPP, Misc. Infrastructure Investment Project	TBD	MD	Other	-	-	IGPP		-											
60	Building 875 Renovation	SNL-14-882	MD	STA	-	-	E	3,786	-					3,786						
61	Building 825 Renovation	SNL-17-887	MD	Other	497	-	E		-											
62	Surge Space for Genetic Laboratory Renovations	SNL-09-902	NMD	Other	-	-	E		-											
63	Building 804, North 1st and 2nd Floor Renovation	SNL-07-391	NMD	Other	4	-	E		-											5,000
Cancelled	Building 832 Renovation	SNL-05-176																		
Cancelled	Bldg C910 Re-roofing (Project completed by Maintenance)	SNL-08-730																		
Cancelled	Replacement Medical Facility (Project moved to A-2)	SNL-10-1057																		
Cancelled	Bldg C912 HVAC Replacements (Project moved to A-4)	SNL-10-733																		
							Total CI	117,886	11,149	9,443	20,219	15,498	14,015	12,830	11,625	10,896	12,624	12,577	8,125	

This page intentionally left

Blank

Priority	Project Name	Project Number	Mission Dependency	Mission Dependency Program	Deferred Maintenance Reduction	GSF Added or Eliminated	Funding Type	Total	Prior Years'	FY2010 FYNSP	FY2011 FYNSP	FY2012 FYNSP	FY2013 FYNSP	FY2014	FY2015	FY2016	FY2017	FY2018	FY2019	FY2020
Closed	Returbish Intra-building Telecommunications Infrastructure (858)	SNL-06-358	M/D	ENG	-	-	GPP	Cost Included in MESA project.	Cost Included in MESA project.											
1	Bldg 880 MDC Revitalization	SNL-08-892	M/D	Other	-	-	GPP	550			550									
2	Technical Area III Solar Tower SM Fiber Installation	SNL-04-513	M/D	Other	-	-	GPP	350		350										
3	Bldg 802 MDR Revitalization	SNL-11-1147	M/D	Other	-	-	GPP	450			450									
4	Bldg 9765 Complex Provide Fiber to Thunder Range	SNL-11-1148	M/D	Other	-	-	GPP	100			100									
5	Bldg 9740 Complex Provide Fiber	SNL-11-1149	M/D	Other	-	-	GPP	170			170									
6	Provide additional fiber between Bldgs 6585 and 6610	SNL-11-1150	M/D	Other	-	-	GPP	75			75									
7	9725 Infrastructure Upgrades	SNL-08-889	N/M/D	Other	-	-	GPP	400				400								
8	Bldg 854 MDR Revitalization	SNL-12-1157	M/D	Other	-	-	GPP	450				450								
9	Bldg 891 MDR Revitalization	SNL-12-1158	M/D	Other	-	-	GPP	450				450								
10	Bldg 9720 Complex Provide Fiber	SNL-12-1151	M/D	Other	-	-	GPP	51				51								
11	Bldg 9930 Complex Provide Fiber	SNL-12-1152	M/D	Other	-	-	GPP	235				235								
12	Bldg 6920 Complex Provide Fiber	SNL-12-1153	M/D	Other	-	-	GPP	183				183								
13	SNL/CA B Street Ductbank Upgrade and Expansion	SNL-09-894	M/D	Other	-	-	GPP	400					400							
14	G64 Vicinity Ductbank Upgrade and Expansion	SNL-09-895	M/D	Other	-	-	GPP	700					700							
15	Bldg 821 MDR Revitalization	SNL-13-1159	M/D	Other	-	-	GPP	450					450							
16	Bldg 897 MDR Revitalization	SNL-13-1160	M/D	Other	-	-	GPP	350					350							
17	Bldg 9925 & 9960 Provide Fiber	SNL-13-1154	M/D	Other	-	-	GPP	475					475							
18	T11, 749, Building 6630 Infrastructure Refurbishment	SNL-04-604	M/D	Other	-	-	GPP	450						450						
19	Technical Area IV Duct Bank Cabling Refurbishment and Expansion	SNL-07-63	M/D	Other	-	-	GPP	4,500							4,500					
20	Technical Areas II & V Duct Bank and Cabling Refurbishment and Expansion	SNL-08-69	M/D	Other	-	-	GPP	4,500						4,500						
21	Communications Upgrades for Technical Area V Buildings	SNL-07-530	M/D	Other	-	-	GPP	2,500							2,500					
22	Backbone Extensions South from M Ave/14th Street I	SNL-09-608	M/D	Other	-	-	GPP	2,700												2,700

Attachment A-5c
 NSA Facilities and Infrastructure Cost Projection Spreadsheet (Corporate Indirect - CI)
 Telecommunications Investments for Sandia National Laboratories (\$000s)

Priority	Project Name	Project Number	Mission Dependency	Mission Dependency Program	Deferred Maintenance Reduction	GSF Added or Eliminated	Funding Type	Total	Prior Years'	FY2010 FYNP	FY2011 FYNP	FY2012 FYNP	FY2013 FYNP	FY2014	FY2015	FY2016	FY2017	FY2018	FY2019	FY2020
23	Backbone Extensions South from M Ave./14h Street II	SNL-11-665	MD	Other	-	-	GPP	1,800								1,800				
24	Backbone Extensions South from M Ave./14h Street IV	SNL-13-667	MD	Other	-	-	GPP	5,000									5,000			
25	DWDM	SNL-09-896	MD	Other	-	-	GPP	250										250		
26	C927 Infrastructure Upgrades	SNL-11-898	NMD	Other	-	-	GPP	250										250		
27	Backup Power for the ORM for 897, 962, 6585C	SNL-10-897	MD	Other	-	-	GPP	1,500											1,500	
28	Supplemental Duct Bank from Technical Area I to Technical Area V (II)	SNL-11-668	MD	Other	-	-	GPP	4,800												4,800
Canceled	Refurbish Bldg. 894 Intra-building Telecommunications	SNL-09-263																		
Canceled	Refurbish Intra-building Telecommunications (820)	SNL-06-260																		
Canceled	C976 Infrastructure Upgrades	SNL-09-893																		
Canceled	Connect Model Validation Systems Certification Test Center Duct Bank	SNL-08-606																		
Canceled	Tech Area 1 Southeast Communications Infrastructure Upgrade	SNL-07-529																		
Canceled	Bldg. 857 Complex Telecom Infrastructure Upgrade	SNL-07-171																		
Canceled	Backbone Extension West to support badge office expansion	SNL-10-903																		
Canceled	Tech Area 1 Northeast Communications Infrastructure Upgrade	SNL-08-531																		
Canceled	Increase Building Entry Feed Capacity to Bldg. 880	SNL-08-60																		
Canceled	Refurbish Intra-Building Telecommunications Infrastructure, Bldg 802	SNL-06-527																		
Canceled	Wireless Hub Room Upgrade	SNL-11-899																		
Canceled	HVAC 962/9545 ORUs Upgrades	SNL-11-900																		
Canceled	Refurbish Intra-Building Telecommunications Infrastructure (943)	SNL-09-357																		
Canceled	Backbone Extension East to support new expansion	SNL-12-901																		
TOTAL								34,089	-	350	1,345	1,769	2,375	4,950	7,000	4,500	5,000	500	1,500	4,800

Attachment A-5d
Non-NNSA/NSNA/Non-DOE Facilities and Infrastructure Cost Projection Spreadsheet
Customer Funded Investments for Sandia National Laboratories (\$000s)

Priority	Project Name	Project Number	Mission Dependency	Mission Dependency Program	Deferred Maintenance Reduction	GSF Added or Eliminated	Funding Type	Total	Prior Years'	FY2010	FY2011 FYNSP	FY2012 FYNSP	FY2013 FYNSP	FY2014 FYNSP	FY2015 FYNSP	FY2016	FY2017	FY2018	FY2019	FY2020
CLOSED	983 5f6 Bulk Storage Relocation	SNL-06-850	MC	ICF	-	-	E	820	820											
CLOSED	Renovation of 892/295 Office Space	SNL-06-854	MD	DSW	-	-	E	668	668											
CLOSED	984 Beryllium Lab Conversion	SNL-06-865	NMID	Other	-	-	GPP	825	825											
CLOSED	Renovation of 892/295 North Office Space	SNL-07-917	MD	DSW	-	-	E	473	473											
CLOSED	Building 880 room X-45 modification	SNL-08-932			-	-	E	1,101	1,101											
CLOSED	751 1st Floor	SNL-06-847	NMID	OFO	-	-	E	310	310											
CLOSED	Computerization & Server Secure Building 9990	SNL-06-843	NMID	OFO	-	-	MR	891	891											
CLOSED	983 5f6 Bulk Storage Relocation	SNL-06-850	MC	ICF	-	-	E	820	820											
CLOSED	Replace Liquid Nitrogen Piping in Building 890	SNL-07-912			-	-	E	280	280											
CLOSED	963 - VTR and Antenna Field Back-up Power and Reliability Improvements	SNL-07-858			-	-	GPP	656	656											
CLOSED	Building 980 - 6340 Organization Occupancy	SNL-08-933	MD	Other	-	-	GPP	335	335											
CLOSED	CA: C906 Gas Manifold Stations Upgrade	SNL-06-774	NMID	SC	-	-	GPP	650	585											
CLOSED	802 Basement VTR	SNL-07-910			-	-	E	721	721											
CLOSED	Building 891/1071 Lab	SNL-07-918			-	-	E	339	339											
CLOSED	Building 962 - 401.4 Bio Physics Laboratory Renovation	SNL-07-859	MD	DOD	-	-	E	547	547											
CLOSED	Building 891/1015a VTR Modifications	SNL-08-931			-	-	E	502	502											
CLOSED	Buildg 836 & Bldg 891 MDR Power (formerly named MDR Power and TA-I Backhaul Fiber)	SNL-09-921	MD	S&S	-	-	GPP	429	429											
CLOSED	Buildg 962 Computer Room Power & Cooling Upgrades	SNL-09-995	MD	DOD	-	-	E	202	202											
CLOSED	Buildg 960 VTR & Dark Room TA-I Security System Fiber Modernization	SNL-08-1035	MD	Other	-	-	E	555	555											
F	TA-I Security System Fiber Modernization	SNL-08-920	MD	S&S	-	-	GPP	911	745	166										
F	TA-II & IV Security System Fiber Modernization (formerly named install fiber optic cables from a MDR in Bldg. 821 or 906 to all buildings in TA-II and IV where ductbank capacity exists)	SNL-11-922	MD	S&S	-	-	GPP	1,000	756	244										

**Attachment A-5d
Non-NSNA/NSNA/Non-DOE Facilities and Infrastructure Cost Projection Spreadsheet
Customer Funded Investments for Sandia National Laboratories (\$000s)**

Priority	Project Name	Project Number	Mission Dependency	Mission Dependency Program	Deferred Maintenance Reduction	GSF Added or Eliminated	Funding Type	Total	Prior Years'	FY2010	FY2011 FYNSP	FY2012 FYNSP	FY2013 FYNSP	FY2014 FYNSP	FY2015 FYNSP	FY2016	FY2017	FY2018	FY2019	FY2020
F	Thunder Range Test Article Program Upgrades for C910/121 Suite	SNL-08-942	NM/D	Other	-	-	GPP	919	849	70										
F	C906 Seismic Upgrades	SNL-07-916	MD	SC	-	-	GPP	2,580	2,580											
F	C906 Phase 1 Safety System Upgrade	SNL-09-986	NM/D	SC	-	-	GPP	1,200	830	370										
F	C910 / 121 Suite Gen Set	SNL-09-1031	NM/D	SC	1,920	-	GPP	650	650											
F	Bldg 880 South A-B Aisle Remodel	SNL-09-1043	NM/D	SC	-	-	GPP	400	400											
F	Bldg 880 South A-B Aisle Remodel	SNL-09-1030	MD	Other	-	-	E	740	699	41										
F	6920 sprung #4 - Disassemble/sanitization Operation Local Exhaust Ventilation System (DSO-LEVS)	SNL-08-941	NM/D	RTBF	-	-	E	814	64	750										
F	Bldg 880 Rim X-50 - Red Mesa Computer	SNL-09-1067	MD	RTBF	-	-	E	800	35	765										
F	Install 14000 Shaker & Power Amp - Bldg 6560	SNL-08-1038	MC	DSW	-	-	E	351	345	6										
F	Provide 5340 Production Labs in Bldg 891	SNL-09-1060	MD	NPV	-	-	E	967	538	429										
F	120 x 120 Concrete Pad near Bldg 891	SNL-09-1059	MD	NWIR	-	-	E	325	230	95										
F	8518 Tool Install	SNL-09-1066	MD	SC	-	-	E	313	229	84										
F	Digital Labs in Bldg 891	SNL-09-1083	MD	NPV	-	-	E	320	49	271										
F	Joy compressor Replacement - Bldg 865	SNL-09-1085	NM/D	Other	-	-	E	497	497											
N/A	Bldg. 858N - Wet Bench 25, 27 Installation	SNL-10-1116	MC	ENG	-	-	E	500	500											
N/A	California: East Ave East End Improvement	SNL-10-1088	NM/D		225	-	E	1,000	1,000											
N/A	Bldg. 840 Renovation	SNL-10-1113	MD	Other	-	-	E	9,500	9,500											
N/A	Bldg. 804 Renovation	SNL-10-1115	NM/D	Other	-	-	GPP	5,000	1,000	4,000										
N/A	California: C905 Renovation	SNL-13-602	NM/D	SC	823	-	E	2,000	1,000	1,000										
N/A	CA: CRF Computational Lab NOTE - NOT WEAPONS ACTIVITY ACCOUNT	SNL-08-970	NM/D	SC	-	15,000	GPP	10,000	5,000											
N/A	California: C907 Renovation	SNL-13-594	NM/D	RTBF	2,028	-	E	1,000			1,000									
N/A	California: C906 Renovation	SNL-13-603	NM/D	SC	1,513	-	E	2,000			1,000									
N/A	Construct Office Suite in 983 NW Low Box	SNL-11-1169	MC	ICF	-	-	E	500			500									
N/A	Geomechanics Facility	SNL-11-1166	MD	NA	-	13,000	GPP	4,000			4,000									
N/A	CAS Modernization (formerly named CAS/BAS Modernization and Security System Upgrades)	SNL-12-923	MD	S&S	-	-	E	800			150									

Attachment A-5d
Non-NSNA/NSNA/Non-DOE Facilities and Infrastructure Cost Projection Spreadsheet
Customer Funded Investments for Sandia National Laboratories (\$000s)

Priority	Project Name	Project Number	Mission Dependency	Mission Dependency Program	Deferred Maintenance Reduction	GSF Added or Eliminated	Funding Type	Total	Prior Years'	FY2010	FY2011 FYNSP	FY2012 FYNSP	FY2013 FYNSP	FY2014 FYNSP	FY2015 FYNSP	FY2016	FY2017	FY2018	FY2019	FY2020
N/A	Emergetic Systems Support Offices	SNL-14-1117	MC	Other	-	15,000	GPP	5,000						5,000						
N/A	New Thermal Storage System for Central TA-I District Cooling System (Moved from A-3)	SNL-07-430	MD	RTBF, NPV	-	-	GPP	1,900							1,900					
N/A	Thunder Range Investment Combined TA-III Explosive Test Facilities NOTE - NOT WEAPONS ACTIVITY ACCOUNT	SNL-16-1118 SNL-06-273	MC MD	Other Other	- -	15,000 18,000	GPP GPP	5,000 5,000								5,000		5,000		
Moved	**Disassembly and Sanitization Facility (DSF) - (Moved from A-5b and formerly named Classified Waste Landfill (CWL)) Project funded by ARRA - Moved to ARRA reporting	SNL-10-331																		
Deleted	KTF Electrical Distribution Replacement (Project DOD funded)	SNL-08-935																		
Deleted	Relocate CRAC Units and PDU in building 880/X-50	SNL-07-913																		
Deleted	DHS Regional Outreach Building	SNL-08-751																		
Cancelled	Building 860 Centrifuge Removal	SNL-08-943																		
Cancelled	CA: C906 Safety System Refurbishment	SNL-07-775																		
Cancelled	DHS Office Building - Cancelled	SNL-08-750																		
	Bldg. 880 Rm. X-50 Water Cooled Computer (Moved to A)	SNL-08-991																		
	Building 983 Phase B: Linear Transformer Driver (Moved to A-5a)	SNL-08-975																		
	Building 857 Modifications for Neutron Generator Facility (Moved to A-5a)	SNL-06-209																		
	Bldg. 725 - SCIF Conversion (Moved to A-5a)	SNL-08-1002																		
	Relocate TA IV Vehicle Gate (Moved to A-5a)	SNL-08-795																		
									67,173	16,185	15,788	16,650	1,650	-	5,000	1,900	5,000	-	5,000	

This page intentionally left

Blank


Attachment A-6a - FY 20010 - FY 2012
 NNSA Facilities and Infrastructure Cost Projection Spreadsheet
 Currently Funded Security Infrastructure Projects for Sandia National Laboratories (\$000s)


Priority	Project Name	Site Specific Project Number	Mission Dependency	Mission Dependency Program	Estimated Total Project Cost	Planned Funding Source				
						Line Item A-1, A-2	RTBF A-3	FIRP A-4	Other A-5a, A-5b, A-5c, A-5d	DBT Related? Y or N
	FY2010 Projects									
F	TA1 Security System Fiber Modernization	SNL-08-920	MD	S&S	\$911			X		N
F	*TA1 & IV Security System Fiber Modernization	SNL-11-922	MD	S&S	\$1,000			X		N
	FY2011 Projects									
F	CAS Modernization	SNL-12-923	MD	S&S	\$150			X		N
	FY2012 Projects									
F	CAS Modernization	SNL-12-923	MD	S&S	\$650			X		N

Attachment A-6b - FY 2011 and FY 2012 Unfunded
 NNSA Facilities and Infrastructure Cost Projection Spreadsheet
 Security Infrastructure Projects for Sandia National Laboratories (\$000s)

Priority	Prioritization Score	Project Name	Site Specific Project Number	Mission Dependency	Mission Dependency Program	Total	Proposed for FY 11 or FY12 funding	DBT Related? Y or N
		No Projects Identified.						
Total						\$0		

Word cloud containing various acronyms and terms such as: FCI, e-7, NISE, FVNSP, a-2, NITE, HONOR, MESA, vision, NW, ODP, GAP, F-2, Integrated, Maintenance, e-2, ERD, e-3, 4, FVNSP, AMHS, RTBF, security, a-b, DOE, e-2, and Strategic.





Comments and changes specific to Attachment E include:

Attachment E-2

- 'Approved' projects include lease to own mobile office trailers. Year of beneficial occupancy is the fiscal year we move from a lease agreements to a purchase.
- Sandia does not include building gsf that are permitted.

Attachment E-3

- To improve the clarity of when leases are set to terminate and whether or not Sandia intends to exercise the lease option, Sandia has added an additional column to clarify the future of each identified lease.

This page intentionally left

Blank

**Attachment E-1
Facilities Disposition Plan
(Within FVNSP/Outyear Planning Targets)**

Funding Source (1)	Facility Identification Number (FIMS) (2)	Facility Name (3)	Deferred Maintenance Identifier (3a)	Mission Dependency Program (4)	Priority Score (5)	Priority Rank (6)	Legacy Deferred Maintenance Reduction (7)	Non-Legacy Deferred Maintenance Reduction (8)	Gross Square Footage (gsf) (9)	Excess Year (10)	Estimated Disposition Year (11)	TEC to Disposition (\$000s) (12)	Yearly S&M Costs (\$000s) (13)	Contaminated (Yes or No) (14)	Notes (15)
HSM LI	805	Steam Plant	605	RTBF	In Progress	In Progress	0	0	18,306	FY07	FY10	\$ 2,000	\$ 275	Unknown	LI project for Heating System Modernization. Moved from FY12-8-05. Moved from FY11 5-9-08. Demolition complete by 6/20/10.
IBL LI	884	Ion Physics Lab	884	DSW	In Progress	In Progress	1,230	0	0	FY07	FY10	\$ 500	\$ -	Yes	IBL project. Moved from FY11 1-20-06. Moved from FY09 1-11-07. Moved from FY12 12-5-08. Moved from FY11 1/15/10. Started in FY10.
RTBF	6910	Explosive Test Facility	6910	OTHER	In Progress	In Progress	0	0	100	FY08	FY10	\$ 150	\$ 2	Yes	Added 6-29-04. Moved from Outyears 11-6-07. Demolition postponed until FY10 because of high cost. Moved to FY10 8-17-09.
RTBF	6910A	Storage Bldg (E of 6910)	6910A	OTHER	In Progress	In Progress	0	0	267	FY04	FY10	\$ 50	\$ 4	Yes	Added 6-29-04. Moved from FY19 8-11-08. Moved to FY10 8-17-09.
RTBF	MO240	Mobile Office (NE of 851)	MO240	OTHER	38	2	9	0	1,440	FY04	FY10	\$ 30	\$ 22	Unknown	Moved from FY05 5/7/04. Moved back to FY05 9/3/04 from FY07. NPKA building no longer issue. Moved from FY05 2-8-05. Pending materials/acquire, relocation.
RTBF	MO267	Mobile Office Trailer	N/A	OTHER	In Progress	In Progress	0	0	1,440	FY04	FY10	\$ 30	\$ 22	Unknown	Added 6-19-07. Moved from Outyears 6-26-08. Moved from FY09 3-23-09.
RTBF	MO268	Mobile Office Trailer	N/A	ASC	In Progress	In Progress	0	0	1,440	FY04	FY10	\$ 30	\$ 22	Unknown	Added 6-19-07. Moved from Outyears 6-26-08. Moved from FY09 3-23-09.
RTBF	CS91	Equipment Building	N/A	OTHER	40	1	0	0	150	FY10	FY10	\$ 11	\$ 2	Unknown	Added 1/15/10.
TTR RTBF	03-30	TM Storage Shed	03-30	RTBF	33	1	0	0	90	FY10	FY10	\$ 10	\$ 1	Unknown	TTR. Area 3. Moved from FY14 2-6-08.
TTR RTBF	03-72	Chlorinator Equipment & Boiler Building	03-72	RTBF	39	1	0	0	220	FY10	FY10	\$ 20	\$ 3	Unknown	TTR. Added 8/24/04. Moved from Outyears 2-6-08. Need to change name.
TTR RTBF	03-64	TM Storage & Microwave Building	03-64	RTBF	39	1	0	0	512	FY10	FY10	\$ 50	\$ 8	Unknown	TTR. Added 8/24/04. Moved from Outyears 2-6-08. Moved from FY12 1/15/10.
RTBF	T25	Transportable Bldg. (T-City)	T25	OTHER	38	6	0	58	1,670	FY04	FY10	\$ 30	\$ 25	Unknown	T-City. Added 6-3-04. Moved from FY07 6-7-05. Moved from FY09 1-20-06. May be required for FY10 uncleaned new hires.
RTBF	T24	Transportable Bldg. (T-City)	T24	OTHER	38	6	0	52	1,680	FY04	FY10	\$ 30	\$ 25	Unknown	T-City. Added 6-3-04. Moved from FY07 6-7-05. Moved from FY09 1-20-06. May be required for FY10 uncleaned new hires.
RTBF	T4	Transportable Bldg. (T-City)	T4	OTHER	38	6	0	17	1,680	FY04	FY10	\$ 30	\$ 25	Unknown	T-City. Added 6-3-04. Moved from FY07 6-7-05. Moved from FY09 1-20-06. May be required for FY10 uncleaned new hires.
RTBF	T26	Transportable Bldg. (T-City)	T26	OTHER	38	6	0	49	1,734	FY04	FY10	\$ 30	\$ 26	Unknown	T-City. Added 6-3-04. Moved from FY07 6-7-05. Moved from FY09 1-20-06. May be required for FY10 uncleaned new hires.
RTBF	T12	Transportable Bldg. (T-City)	T12	OTHER	38	4	0	53	1,680	FY04	FY10	\$ 30	\$ 25	Unknown	T-City. Added 6-3-04. Moved from FY07 6-7-05. Moved from FY09 1-20-06. May be required for FY10 uncleaned new hires.
RTBF	T42	Transportable Bldg. (T-City)	T42	OTHER	38	6	0	0	1,680	FY04	FY10	\$ 30	\$ 25	Unknown	T-City. Added 6-3-04. Moved from FY07 6-7-05. Moved from FY09 1-20-06. May be required for FY10 uncleaned new hires.
CF	T6	Transportable Bldg. (T-City)	T6	OTHER	38	6	0	0	1,680	FY10	FY10	\$ 30	\$ 25	Unknown	T-City. Added 6-3-04. Moved from FY07 6-7-05. Moved from FY09 1-20-06. May be required for FY10 uncleaned new hires.
CF	T43	Transportable Bldg. (T-City)	T43	OTHER	38	6	0	0	1,680	FY04	FY10	\$ 30	\$ 25	Unknown	T-City. Added 6-3-04. Moved from FY07 6-7-05. Moved from FY09 1-20-06. May be required for FY10 uncleaned new hires.
TBD	867	Nuclear Material Storage & Maintenance	867	OFO	32	1	303	0	0		FY10	\$ 575	\$ -	Yes	Moved from FY09 1-20-06. May be required for FY10 uncleaned new hires.
TBD	803	Ion-Solid Physics Lab	803	OTHER	40	2	330	622	0	FY10	FY10	\$ 270	\$ -	Unknown	Moved from Outyears 6-7-04. Added demolition planning & prep in FY10 1/15/10. TEC from Durand 1/15/10.
TBD	T41	Transportable Bldg. (W of 806)	T41	OTHER	38	1	10	35	0	FY10	FY10	\$ 5	\$ -	Unknown	Added 1/15/10 for demolition planning.
TBD	T77	Transportable Bldg S of T41	T77	DDO	38	3	0	0	0	FY10	FY10	\$ 5	\$ -	Unknown	Added 1/15/10 for demolition planning.
TBD	MO157	Mobile Office Trailer	MO157	DDO	38	1	9	0	0	FY10	FY10	\$ 5	\$ -	Unknown	Added 1/15/10 for demolition planning.
TBD	MO158	Mobile Office Trailer	MO158	ASC	38	1	9	66	0	FY10	FY10	\$ 5	\$ -	Unknown	Added 1/15/10 for demolition planning.

**Attachment E-1
Facilities Disposition Plan
(Within FYNSP/Outyear Planning Targets)**

Funding Source (1)	Facility Identification Number (FIMS) (2)	Facility Name (3)	Deferred Maintenance Identifier (3a)	Mission Dependency Program (4)	Priority Score (5)	Priority Rank (6)	Legacy Deferred Maintenance Reduction (7)	Non-Legacy Deferred Maintenance Reduction (8)	Gross Square Footage (gsf) (9)	Excess Year (10)	Estimated Disposition Year (11)	TEC to Disposition (\$000s) (12)	Yearly S&M Costs (\$000s) (13)	Contaminated (Yes or No) (14)	Notes (15)
TBD	MO159	Mobile Office Trailer	MO159	ASC	38	1	9	45	0	FY10	FY10	\$ 3,991	\$ 561	Unknown	Added 1/15/10 for demolition planning.
FY10 Total									37,448						
IBL LI	884	Ion Physics Lab	884	DSW	40	1	1,230	0	15,061	FY07	FY11	\$ 1,000	\$ 226	Yes	IBL project. Moved from FY11 1-20-06. Moved from FY09 1-11-07. Moved from FY12 12-5-08. Start in FY10. vacate by May 2010, demolish by June 2011.
IBL LI	884A	Compressor Building	884A	RTBF	36	1	1	0	85		FY11	\$ 10	\$	1	Pending IBL project. Moved from FY11 1-20-06. Moved from FY09 1-11-07. Moved from FY12 12-5-08. Started in FY10.
IBL LI	884B	Chiller Unit Bldg.	884B	RTBF	38	1	2	0	123		FY11	\$ 10	\$	2	Pending IBL project. Moved from FY11 1-20-06. Moved from FY09 1-11-07. Moved from FY12 12-5-08. Started in FY10.
IBL LI	884D	Waste Water Sampling Bldg	884D	RTBF	34	1	0	0	28		FY11	\$ 5	\$	0	Pending IBL project. Moved from FY11 1-20-06. Moved from FY09 1-11-07. Moved from FY12 12-5-08. Started in FY10.
IBL LI	884E	Maintenance Equipment Building	884E	RTBF	40	1	2	0	155		FY11	\$ 10	\$	2	Pending IBL project. Moved from FY11 1-20-06. Moved from FY09 1-11-07. Moved from FY12 12-5-08. Started in FY10.
TORPh2LI	6562	Storage Bldg (Services 6560)	6562	OTHER	36	1	4	0	240		FY11	\$ 20	\$	4	TCR Vibration Acoustics. Moved from FY08 11-21-06.
TORPh2LI	6563	Equipment Bldg. (Services 6560)	6563	RTBF	42	1	224	0	676		FY11	\$ 50	\$ 10	10	TCR Vibration Acoustics. Moved from FY08 11-21-06.
TORPh2LI	6571	Equipment Bldg. (Services 6570)	6571	RTBF	42	1	204	0	252		FY11	\$ 20	\$	4	TCR Mechanical Shock. Moved from FY08 11-21-06.
TORPh2LI	9925G	Storage Bldg	9925G	OTHER	36	1	1	0	45		FY11	\$ 5	\$	1	TCR Sled Track. Moved from FY08 11-21-06.
TORPh2LI	6523	Old Pump Bldg Shop & Office (N OF 6528)	6523	ENG	36	1	24	0	1,509		FY11	\$ 200	\$ 23	23	TCR Centrifuge. Moved from FY08 11-21-06.
TORPh2LI	6523C	Equipment Building (W OF 6523B)	6523C	OTHER	40	1	204	0	235		FY11	\$ 30	\$ 4	4	TCR Centrifuge. Moved from FY08 11-21-06.
TORPh2LI	6525	Equip Bldg-6520	6525	OTHER	34	1	2	0	127		FY11	\$ 30	\$ 2	2	TCR Centrifuge. Moved from FY08 11-21-06.
TORPh2LI	6741A	Quonset Storage Building (NE OF 6741)	6741A	DSW	40	1	3	0	180		FY11	\$ 10	\$	3	TCR Sled Track. Moved from FY08 11-21-06.
TORPh2LI	6741C	Storage Building (SW OF 6743)	6741C	DSW	36	1	5	0	300		FY11	\$ 30	\$	5	TCR Sled Track. Moved from FY08 11-21-06.
TORPh2LI	6751A	MetallBldg MARY Vehicle (N OF 6750)	6751A	DNS	36	1	1	0	320		FY11	\$ 30	\$	5	TCR Sled Track. Moved from FY08 11-21-06.
RTBF	6596	Material Storage Building A	6596	RTBF	34	1	0	447	0	FY09	FY11	\$ 100	\$	-	Yes Added 1-17-07. Moved from Outyears 3-16-07. Moved from FY14 12-6-07. Moved from FY15 3-10-08. Moved from FY09 1-12-09. Pending material removals and funding. Start project in FY11.
RTBF	T53	Transportable Bldg. (N OF 876)	T53	OTHER	38	3	10	98	1,680		FY11	\$ 35	\$	25	ATTC project not a factor. Due to need for uncleaned space, moved to FY11 1/15/10.
RTBF	T54	Transportable Bldg. (N OF 876)	T54	OTHER	38	3	10	98	1,680		FY11	\$ 35	\$	25	ATTC project not a factor. Due to need for uncleaned space, moved to FY11 1/15/10.
RTBF	T55	Transportable Bldg. (N OF 876)	T55	OTHER	38	3	10	98	1,680		FY11	\$ 35	\$	25	ATTC project not a factor. Due to need for uncleaned space, moved to FY11 1/15/10.
RTBF	MO249	Office Trailer (East OF T56)	MO249	OTHER	38	4	9	0	1,440		FY11	\$ 30	\$	22	ATTC project not a factor. Due to need for uncleaned space, moved to FY11 1/15/10.
RTBF	MO196	Office Trailer (E OF 823)	MO196	OTHER	38	4	9	45	1,440		FY11	\$ 30	\$	22	E. of 823-Occupied. Moved from Outyears 6-2-04. Moved from FY07 6-7-05. Moved from FY09 1-20-06. Cannot vacate until FY11, moved to FY11 1-15-10.
RTBF	MO197	Office Trailer (E OF 823)	MO197	OTHER	38	4	9	45	1,440		FY11	\$ 30	\$	22	E. of 823-Occupied. Moved from Outyears 6-2-04. Moved from FY07 6-7-05. Moved from FY09 1-20-06. Cannot vacate until FY11, moved to FY11 1-15-10.

Attachment E-1
Facilities Disposition Plan
(Within FVNSP/Outyear Planning Targets)

Funding Source (1)	Facility Identification Number (FIMS) (2)	Facility Name (3)	Deferred Maintenance Identifier (3a)	Mission Dependency Program (4)	Priority Score (5)	Priority Rank (6)	Legacy Deferred Maintenance Reduction (7)	Non-Legacy Deferred Maintenance Reduction (8)	Gross Square Footage (gsf) (9)	Excess Year (10)	Estimated Disposition Year (11)	TEC to Disposition (\$000s) (12)	Yearly S&M Costs (\$000s) (13)	Contaminated (Yes or No) (14)	Notes (15)
RTBF	MO198	Office Trailer (E Of 823)	MO198	OTHER	38	4	9	45	1,440		FY11	\$ 30	\$ 22	Unknown	E of 823-Occupied. Moved from OUYears 6-2-04. Moved from FY07 6-7-05. Moved from FY09 1-20-06. Cannot vacate until FY11, moved to FY11 1-15-10.
RTBF	MO199	Office Trailer (E Of 823)	MO199	OTHER	38	4	9	45	1,440		FY11	\$ 30	\$ 22	Unknown	E of 823-Occupied. Moved from OUYears 6-2-04. Moved from FY07 6-7-05. Moved from FY09 1-20-06. Cannot vacate until FY11, moved to FY11 1-15-10.
RTBF	MO219	Office Trailer (E Of 823)	MO219	NA	38	4	9	45	1,440		FY11	\$ 30	\$ 22	Unknown	E of 823-Occupied. Moved from OUYears 6-2-04. Moved from FY07 6-7-05. Moved from FY09 1-20-06. Cannot vacate until FY11, moved to FY11 1-15-10.
TTR RTBF	03-10	Paint Storage Shed	03-10	RTBF	33	1	0	0	96		FY11	\$ 10	\$ 1	Unknown	TTR Area 3. Moved from FY14 2-6-08. Moved from FY10 to FY11 1-15-10.
TTR RTBF	03-28	Guard Shack	03-28	RTBF	33	1	0	0	92		FY11	\$ 10	\$ 1	Unknown	TTR Area 3. Moved from FY14 2-6-08. Moved from FY10 to FY11 1-15-10.
TTR RTBF	03-36A	Plumbing Storage Boxcar	03-36A	RTBF	39	1	0	0	362		FY11	\$ 10	\$ 5	Unknown	TTR RR Car Storage Near Bone Yard. Area 3. Moved from FY07 10-24-05. Moved from FY14 2-6-08. Moved from FY10 to FY11 1-15-10.
TTR RTBF	03-36F	Electronic Storage Boxcar	03-36F	RTBF	39	1	0	0	362		FY11	\$ 10	\$ 5	Unknown	TTR RR Car Storage Near Bone Yard. Area 3. Moved from FY06 5-31-05. Moved from FY07 10-24-05. Moved from FY14 2-6-08. Moved from FY10 to FY11 1-15-10.
TTR RTBF	03-38H	Storage Boxcar	03-38H	RTBF	39	1	0	0	362		FY11	\$ 10	\$ 5	Unknown	TTR RR Car Storage Near Bone Yard. Area 3. Moved from FY06 5-31-05. Moved from FY07 10-24-05. Moved from FY14 2-6-08. Moved from FY10 to FY11 1-15-10.
TTR RTBF	03-36J	Heavy Duty/Painters Boxcar	03-36J	RTBF	39	1	0	0	362		FY11	\$ 10	\$ 5	Unknown	TTR RR Car Storage Near Bone Yard. Area 3. Moved from FY06 5-31-05. Moved from FY07 10-24-05. Moved from FY14 2-6-08. Moved from FY10 to FY11 1-15-10.
TTR RTBF	03-38K	Carpenters Storage Boxcar	03-38K	RTBF	39	1	0	0	362		FY11	\$ 10	\$ 5	Unknown	TTR RR Car Storage Near Bone Yard. Area 3. Moved from FY06 5-31-05. Moved from FY07 10-24-05. Moved from FY14 2-6-08. Moved from FY10 to FY11 1-15-10.
TTR RTBF	03-42	Flammable Storage Transporter	03-42	RTBF	33	1	0	0	76		FY11	\$ 10	\$ 1	Unknown	TTR Added 8/24/04. Moved from OUYears 2-6-08. Moved from FY10 to FY11 1-15-10.
TTR RTBF	03-44A	Storage Boxcar	03-44A	RTBF	39	1	0	0	320		FY11	\$ 10	\$ 5	Unknown	TTR RR Car Storage Near Bone Yard. Moved from FY06 5-31-05. Moved from FY07 10-24-05. Moved from FY14 2-6-08. Moved from FY10 to FY11 1-15-10.
TTR RTBF	03-77	Telemetry Equipment Storage Building	03-77	RTBF	33	1	0	0	970		FY11	\$ 100	\$ 15	Unknown	TTR Area 3. Moved from FY14 2-6-08. Moved from FY10 to FY11 1-15-10.
TTR RTBF	03-78	Office Building	03-78	RTBF	35	1	0	0	1,021		FY11	\$ 100	\$ 15	Unknown	TTR Area 3. Temporary Visitor Office Space. Moved from FY14 2-6-08. Moved from FY10 to FY11 1-15-10.
TTR RTBF	03-79	Office Building	03-79	RTBF	33	1	0	0	970		FY11	\$ 100	\$ 15	Unknown	TTR Area 3. ASI Training Facility. Moved from FY14 2-6-08. Moved from FY10 to FY11 1-15-10.

Attachment E-1
Facilities Disposition Plan
(Within FYNSP/Outyear Planning Targets)

Funding Source (1)	Facility Identification Number (FIMS) (2)	Facility Name (3)	Deferred Maintenance Identifier (3a)	Mission Dependency Program (4)	Priority Score (5)	Priority Rank (6)	Legacy Deferred Maintenance Reduction (7)	Non-Legacy Deferred Maintenance Reduction (8)	Gross Square Footage (gsf) (9)	Excess Year (10)	Estimated Disposition Year (11)	TEC to Disposition (\$000s) (12)	Yearly S&M Costs (\$000s) (13)	Contaminated (Yes or No) (14)	Notes (15)
TTR RTBF	09-03	Power Supply	09-03	RTBF	31	1	0	0	68		FY11	\$ 10	\$ 1	Unknown	TTR, Area 9. Moved from FY14 2-6-08. Moved from FY10 to FY11 1-15-10.
TTR RTBF	09-05	Storage Building	09-05	RTBF	33	1	0	0	96		FY11	\$ 10	\$ 1	Unknown	TTR, Area 9. Moved from FY14 2-6-08. Moved from FY10 to FY11 1-15-10.
TTR RTBF	09-07	Heat Plant Shelter	09-07	RTBF	39	1	123	0	80		FY11	\$ 10	\$ 1	Unknown	TTR, Area 9. Moved from FY14 2-6-08. Moved from FY10 to FY11 1-15-10.
TTR RTBF	09-12	Antenna Power Building	09-12	RTBF	33	1	0	0	96		FY11	\$ 10	\$ 1	Unknown	TTR, Added 8/24/04. Moved from Outyears 2-6-08. Moved from FY10 to FY11 1-15-10.
TTR RTBF	09-13	Test Equipment Building	09-13	RTBF	33	1	0	0	96		FY11	\$ 10	\$ 1	Unknown	TTR, Area 9. Moved from FY14 2-6-08. Moved from FY10 to FY11 1-15-10.
TTR RTBF	09-15	X-Ray Lab	09-15	RTBF	33	1	0	0	98		FY11	\$ 10	\$ 1	Unknown	TTR, Area 9. Moved from FY14 2-6-08. Moved from FY10 to FY11 1-15-10.
TTR RTBF	09-18	Guard Station	09-18	RTBF	33	1	0	0	96		FY11	\$ 10	\$ 1	Unknown	TTR, Area 9. Moved from FY14 2-6-08. Moved from FY10 to FY11 1-15-10.
TTR RTBF	09-54	Explosive Assembly Bldg	09-54	RTBF	37	1	84	321	816		FY11	\$ 75	\$ 12	Unknown	TTR, Area 9. Moved from FY14 2-6-08. Moved from FY14 10-16-09. Moved from FY10 to FY11 1-15-10.
TTR RTBF	09-55	Explosive Assembly Bldg (9B)	09-55	RTBF	33	1	43	464	976		FY11	\$ 100	\$ 15	Unknown	TTR, Area 9. Moved from FY14 2-6-08. Moved from FY10 to FY11 1-15-10.
TTR RTBF	09-58	Generator Bldg.	09-58	RTBF	41	1	166	0	567		FY11	\$ 50	\$ 9	Unknown	TTR, Added 8/24/04. Moved from Outyears 2-6-08. Moved from FY14 10-16-09. Moved from FY10 to FY11 1-15-10.
TTR RTBF	09-62	Environmental Bldg. (9D)	09-62	RTBF	33	1	0	0	1,200		FY11	\$ 120	\$ 18	Unknown	TTR, Added 8/24/04. Moved from Outyears 2-6-08. Moved from FY14 10-16-09. Moved from FY10 to FY11 1-15-10.
TTR RTBF	15036	Storage Building	15036	RTBF	39	1	0	0	300		FY11	\$ 10	\$ 5	Unknown	TTR Mobile office. Moved from FY06 5-31-05. Moved from FY07 10-24-05. Moved from FY14 2-6-08. May no longer be on site. Moved from FY10 to FY11 1-15-10.
TTR RTBF	23-11	Telemetry Equipment	23-11	RTBF	33	1	0	0	96		FY11	\$ 10	\$ 1	Unknown	TTR, General Range. Moved from FY14 2-6-08. Moved from FY10 to FY11 1-15-10.
TTR RTBF	23-16	Telemetry Equipment	23-16	RTBF	33	1	0	0	80		FY11	\$ 10	\$ 1	Unknown	TTR, General Range. Moved from FY14 2-6-08. Moved from FY14 10-16-09. Moved from FY10 to FY11 1-15-10.
TTR RTBF	09-09	X-Ray Source Storage Bldg	09-09	RTBF	39	1	0	0	294		FY11	\$ 10	\$ 4	Unknown	TTR, Added 8/24/04. Moved from Outyears 2-6-08. Moved from FY12 10-16-09. Moved from FY10 to FY11 1-15-10.
TD	867C	Storage Building (Facility Sg. Yd)	867C	OTHER	36	1	2	0	126		FY11	\$ 10	\$ 2	Unknown	Moved from FY08 1-20-06. Moved from FY12 1-15-08. Moved from FY09 5-6-08. Moved from FY10 5-28-09.
TD	867-S1	Storage	867-S1	OTHER	36	1	5	0	300		FY11	\$ 25	\$ 5	Unknown	Moved from FY09 1-20-06. Moved from FY12 1-15-08. Moved from FY09 5-6-08. Moved from FY10 5-28-09.
TD	867-S2	Storage	867-S2	OTHER	34	1	2	0	300		FY11	\$ 25	\$ 5	Unknown	Moved from FY09 1-20-06. Moved from FY12 1-15-08. Moved from FY09 5-6-08. Moved from FY10 5-28-09.
TD	6510E	Storage Building (Drop Tower)	6510E	ENG	34	3	1	0	320		FY11	\$ 25	\$ 5	Unknown	Added to list 6-4-03. Moved from FY04 5-10-04.
TD	MO92	Mobile Office-Trailer (Optician)	MO92	OTHER	36	3	0	0	170		FY11	\$ 10	\$ 3	Unknown	Added 6-4-04.
TD	MO312	Mobile Office (S Of 867)	N/A	OTHER	36	3	0	0	1,519		FY11	\$ 30	\$ 23	Unknown	Added 6-26-08. Moved from FY09 7-23-08. Moved from FY10 3-23-09.

Attachment E-1
Facilities Disposition Plan
(Within FYNSP/Outyear Planning Targets)

Funding Source (1)	Facility Identification Number (FIMS) (2)	Facility Name (3)	Deferred Maintenance Identifier (3a)	Mission Dependency Program (4)	Priority Score (5)	Priority Rank (6)	Legacy Deferred Maintenance Reduction (7)	Non-Legacy Deferred Maintenance Reduction (8)	Gross Square Footage (9a)	Excess Year (10)	Estimated Disposition Year (11)	TEC to Disposition (\$000s) (12)	Yearly S&M Costs (\$000s) (13)	Contaminated (Yes or No) (14)	Notes (15)
TD	T14	Transportable Bldg. (N OF 802)	T14	NA	38	4	10	0	1,680		FY11	\$ 35 \$	25	Unknown	N. of 802-Occupied. Moved from Outyears 6-2-04
TD	T15	Transportable Bldg. (N OF 802)	T15	NA	38	4	10	0	1,680		FY11	\$ 45 \$	25	Unknown	N. of 802-Occupied. Moved from Outyears 6-2-04
TD	T16	Transportable Bldg. (N OF 802)	T16	NA	38	4	13	42	2,153		FY11	\$ 35 \$	32	Unknown	N. of 802-Occupied. Moved from Outyears 6-2-04. Moved from FY09 6-7-05.
TD	T17	Transportable Bldg. (N OF 802)	T17	NA	38	4	10	0	1,680		FY11	\$ 35 \$	25	Unknown	N. of 802-Occupied. Moved from Outyears 6-2-04
TD	T18	Transportable Bldg. (N OF 802)	T18	NA	38	4	10	0	1,680		FY11	\$ 35 \$	25	Unknown	N. of 802-Occupied. Moved from Outyears 6-2-04
TD	T23	Transportable Bldg. (N OF 802)	T23	NA	38	4	14	42	2,257		FY11	\$ 45 \$	34	Unknown	N. of 802-Occupied. Moved from Outyears 6-2-04
TD	T39	Transportable Bldg. (N OF 802)	T39	NA	38	4	10	0	1,680		FY11	\$ 35 \$	25	Unknown	N. of 802-Occupied. Moved from Outyears 6-2-04. Moved from FY11 1-20-06. Moved from FY15 1-4-07.
TD	T57	Transportable Bldg. (N OF 802)	T57	NA	38	4	11	0	1,811		FY11	\$ 35 \$	27	Unknown	N. of 802-Occupied. Moved from Outyears 6-2-04
CA TD	CPOST1	Guard House (Was CO1)	N/A	OTHER	33	1	0	0	746		FY11	\$ 75 \$	11	Unknown	Added 6-29-04.
CA TD	C10	Guard Post	C10	OTHER	33	1	0	0	72		FY11	\$ 10 \$	1	Unknown	Added 6-29-04.
CA TD	C15	Guard Post	C15	OTHER	35	1	0	0	152		FY11	\$ 15 \$	2	Unknown	Added 6-29-04.
CA TD	C17	Guard Post	C17	OTHER	35	1	0	0	130		FY11	\$ 10 \$	2	Unknown	Added 6-29-04.
CA TD	CM22	Educational Services (ETV)	CM22	OTHER	39	2	7	0	2,188		FY11	\$ 45 \$	33	No	Located in California. Moved from FY06 2-14-05. Moved from FY09 2-11-08. Moved from FY12 12-11-08. Moved from FY19 8-25-09. Dependent on IGPP in FY10.
CA TD	CM23	Mobile Offices	CM23	OTHER	41	2	7	0	2,167		FY11	\$ 50 \$	33	No	Located in California. Moved from FY06 2-14-05. Moved from FY09 2-11-08. Moved from FY12 12-11-08. Moved from FY19 8-25-09. Dependent on IGPP in FY10.
CA TD	CM25	Mobile Office	CM25	NA	41	2	9	0	2,877		FY11	\$ 50 \$	43	No	Located in California. Moved from FY06 2-14-05. Moved from FY09 2-11-08. Moved from FY12 12-11-08. Moved from FY19 8-25-09. Dependent on IGPP in FY10.
CA TD	CM28	Mobile Offices	CM28	OTHER	41	2	5	0	1,482		FY11	\$ 30 \$	22	No	Located in California. Moved from FY06 2-14-05. Moved from FY09 2-11-08. Moved from FY12 12-11-08. Moved from FY19 8-25-09. Dependent on IGPP in FY10.
CA TD	CM29	Mobile Offices	CM29	DSW	41	2	10	0	1,481		FY11	\$ 30 \$	22	No	Located in California. Moved from FY06 2-14-05. Moved from FY09 2-11-08. Moved from FY12 12-11-08. Moved from FY19 8-25-09. Dependent on IGPP in FY10.
CA TD	CM30	Training Mobile	CM30	OTHER	41	2	11	0	1,459		FY11	\$ 35 \$	22	No	Located in California. Moved from FY06 2-14-05. Moved from FY09 2-11-08. Moved from FY12 12-11-08. Moved from FY19 8-25-09. Dependent on IGPP in FY10.
CA TD	CM24	Training Building	CM24	OTHER	41	2	66	0	3,363		FY11	\$ 50 \$	50	No	Moved from FY10 1-17-07. Moved from FY11 2-13-08. Moved from FY12 12-11-08. Moved from FY19 8-25-09. Dependent on IGPP in FY10.
CA TD	CM47	Restroom For Redwood Center	N/A	OTHER	37	2	0	0	620		FY11	\$ 30 \$	9	No	Added 2-7-08. Moved from FY11 12-11-08. Moved from FY19 8-25-09. Dependent on IGPP in FY10.
CA TD	CM50	Mobile Office	CM50	OTHER	43	2	0	0	6,400		FY11	\$ 50 \$	96	No	Moved from FY10 1-17-07. Moved from FY16 2-13-08. Moved from FY12 12-11-08. Moved from FY19 8-25-09. Dependent on IGPP in FY10.
CA TD	CM51	Mobile Office	CM51	DHS	43	2	121	5	9,360		FY11	\$ 75 \$	140	No	Moved from FY10 1-17-07. Moved from FY16 2-13-08. Moved from FY12 12-11-08. Moved from

Attachment E-1
Facilities Disposition Plan
(Within FYNSP/Outyear Planning Targets)

Funding Source (1)	Facility Identification Number (FIMS) (2)	Facility Name (3)	Deferred Maintenance Identifier (3a)	Mission Dependency Program (4)	Priority Score (5)	Priority Rank (6)	Legacy Deferred Maintenance Reduction (7)	Non-Legacy Deferred Maintenance Reduction (8)	Gross Square Footage (gsf) (9)	Excess Year (10)	Estimated Disposition Year (11)	TEC to Disposition (\$000s) (12)	Yearly S&M Costs (\$000s) (13)	Contaminated (Yes or No) (14)	Notes (15)
KTF TD	K659	Igniter Checkout Building	K659	DOD	33	1	0	40	67		FY11	\$ 10	\$ -	No	SNL/HL added 10-20-08. Removal req'd regardless of KTF future. Moved from FY10 5-28-08.
KTF TD	KH17	Building 682 - Radar Operations US TRLR	KH17	DOD	31	1	0	0	137		FY11	\$ 15	\$ -	Unknown	SNL/HL added 6-24-04. Moved from Outyears 7-23-08. Moved from FY12 to FY11 1/15/10.
TBD	867	Nuclear Material Storage & Maintenance	867	OFO	32	1	303	0	19,713		FY11	\$ 1,896	\$ 296	Yes	Moved from FY09 1-20-06. Moved from FY12 1-15-08. Moved from FY10 1-12-08. Moved from FY11 5-28-09. Moved from FY12 to FY11 1/15/10. Updated TEC from Durand 1/15/10.
TBD	803	Ion-Solid Physics Lab	803	OTHER	40	2	330	622	7,321		FY11	\$ 480	\$ 110	Unknown	Moved from Outyears 6-7-04. Updated TEC from Durand 1/15/10.
TBD	T41	Transportable Bldg. (W Of 806)	T41	OTHER	38	1	10	35	1,690		FY11	\$ 26	\$ 26	Unknown	E. of 806-Occupied. Moved from Outyears 6-2-04. Moved from FY11 1-20-06. Moved from FY15 12-5-07. Moved from FY16 to FY11 1/15/10 updated TEC.
TBD	T77	Transportable Bldg S Of 141	T77	DOD	38	3	0	0	1,820		FY11	\$ 26	\$ -	Unknown	Added 6-7-04. Moved from FY11 1-20-06. Moved from FY15 12-6-07. Moved from FY16 to FY11 1/15/10 w/new TEC from Durand.
TBD	MO157	Mobile Office Trailer	MO157	DOD	38	1	9	0	1,440		FY11	\$ 26	\$ -	Unknown	E. of 806-Occupied. Moved from Outyears 6-2-04. Moved from FY11 1-20-06. Moved from FY15 12-5-07. Moved from FY16 to FY11 1/15/10 w/new TEC from Durand.
TBD	MO158	Mobile Office Trailer	MO158	ASC	38	1	9	66	1,440		FY11	\$ 26	\$ -	Unknown	E. of 806-Occupied. Moved from Outyears 6-2-04. Moved from FY11 1-20-06. Moved from FY15 12-5-07. Moved from FY16 to FY11 1/15/10 w/new TEC from Durand.
TBD	MO159	Mobile Office Trailer	MO159	ASC	38	1	9	45	1,440		FY11	\$ 26	\$ -	Unknown	E. of 806-Occupied. Moved from Outyears 6-2-04. Moved from FY11 1-20-06. Moved from FY15 12-5-07. Moved from FY16 to FY11 1/15/10 w/ new TEC from Durand.
Other	849	Research-Materials & Proc	849	NA	40	1	397	682	0		FY11	\$ 50	\$ -	Unknown	This facility is currently occupied and there is no piece to relocate this operation. Moved from FY09 1-20-06. Moved from FY10 2-15-08. Added for demolition planning 1/15/10 w/TEC from Durand.
Other	851	Energy Development Lab	851	NA	40	1	553	813	0		FY11	\$ 50	\$ -	Unknown	This facility is currently occupied and there is no piece to relocate this operation. Moved from FY09 1-20-06. Moved from FY10 2-15-08. Added for demolition planning 1/15/10 w/TEC from Durand.
FY11 Total								447	128,299			\$ 6,311	\$ 1,925		
RTBF	6596	Material Storage Building A	6596	RTBF	34	1	0			FY09	FY12	\$ 750	\$ -	Yes	Added 1-17-07. Moved from Outyears 3-16-07. Moved from FY14 12-6-07. Moved from FY15 3-10-08. Moved from FY11 1-15-10. Pending material removals and funding. Start project in FY11.
TD	849C	Metals Storage Building	849C	NA	36	1	2	0	120		FY12	\$ 10	\$ -	Unknown	Machine Shop Building. Moved from FY09 1-20-06. Moved from FY10 2-15-08.
CA TD	C9731	Storage Bldg	C9731	OTHER	39	2	0	0	295		FY12	\$ 10	\$ -	Unknown	Added 10-13-04. Moved from FY15 3-14-05. Moved from FY12 1-20-06. Moved from FY17 1-17-07. Moved from Outyears 2-13-08.
TTR TD	02-01	Tracking Telescope Me-16	02-01	RTBF	35	1	0	0	210		FY12	\$ 20	\$ -	Unknown	TTR. Added 8/24/04. Moved from Outyears 2-6-08.
TTR TD	02-51	Tech Security Storage	02-51	RTBF	35	1	0	0	320		FY12	\$ 30	\$ -	Unknown	TTR. Added 8/24/04. Moved from Outyears 2-6-08.

Attachment E-1
Facilities Disposition Plan
(Within FVNSP/Outyear Planning Targets)

Funding Source (1)	Facility Identification Number (FIMS) (2)	Facility Name (3)	Deferred Maintenance Identifier (3a)	Mission Dependency Program (4)	Priority Score (5)	Priority Rank (6)	Legacy/Deferred Maintenance Reduction (7)	Non-Legacy/Deferred Maintenance Reduction (8)	Gross Square Footage (9)	Excess Year (10)	Estimated Disposition Year (11)	TEC to Disposition (\$000s) (12)	Yearly S&M Costs (\$000s) (13)	Contaminated (Yes or No) (14)	Notes (15)	
TTR TD	18-01	Radar Storage Shed		RTBF	33	1	0	13	96		FY12	\$ 10	\$	1	TTR - General Range. Moved from FY14 2-5-08.	
TTR TD	18-50	Weather Station-Balloon HI Bay		RTBF	35	1	0	0	1,216		FY12	\$ 100	\$	18	TTR - General Range. Moved from FY14 2-5-08.	
TTR TD	24-01	Radar Lab and Office		RTBF	33	1	72	686	1,593		FY12	\$ 160	\$	24	TTR - Added 8/24/04. Moved from Outyears 2-6-08.	
SC	851A	Storage Building	851A	NA	32	1	2	0	300		FY12	\$ 30	\$	5	Non WAA. Moved from FY09 1-20-06. Moved from FY10 2-15-08.	
SC	851E	Storage Building	851E	NA	32	1	2	0	300		FY12	\$ 30	\$	5	Non WAA. Moved from FY05 5/19/04. Moved back to FY05 9/3/04 from FY07. Moved from FY05 2-8-05. Moved from FY10 2-15-08.	
SC	851H	Storage Building	851H	NA	34	1	2	0	312		FY12	\$ 30	\$	5	Non WAA. Moved from FY05 5/19/04. Moved back to FY05 9/3/04 from FY07. Moved from FY05 2-8-05. Moved from FY10 2-15-08.	
Other	849	Research-Materials & Proc	849	NA	40	1	397	682	5,201		FY12	\$ 340	\$	78	This facility is currently occupied and there is no place to relocate this operation. Moved from FY09 1-20-06. Moved from FY10 2-15-08. Updated TEC from Durand 4/15/10.	
Other	851	Energy Development Lab	851	NA	40	1	553	813	8,031		FY12	\$ 552	\$	120	This facility is currently occupied and there is no place to relocate this operation. Moved from FY09 1-20-06. Moved from FY10 2-15-08. New TEC from Durand 1/15/10.	
FY12 Total									18,356			\$ 2,082	\$ 275			
TD	888	Systems Research Building	888	NPV	36	1	0	0	26,290		FY13	\$ 2,500	\$ 394	Unknown	Added 6-24-04. Moved from FY09 1-20-06.	
TD	6596	Material Storage Building A	6596	RTBF	34	1	0	447	10,016		FY13	\$ 1,000	\$ 150	Yes	Added 1-17-07. Moved from Outyears 3-16-07. Moved from FY14 12-6-07. Moved from FY15 5-10-06. Moved from FY09 1-12-09. Moved from FY12 1-15-10. Pending material removals and funding. Start project in FY11.	
KTF TD	B29	Office Trailer, Dock 667, Stall 29	B29	DOO	31	1	0	0	400		FY13	\$ 40	\$	6	Unknown	SNL/HI. Added 6-24-04. Moved from Outyears 7-23-08. Moved from FY12 to FY13 1/15/10.
KTF TD	B30	Office Trailer, Dock 667, Stall 26	B30	DOO	31	1	0	0	400		FY13	\$ 40	\$	6	Unknown	SNL/HI. Added 6-24-04. Moved from Outyears 7-23-08. Moved from FY12 to FY13 1/15/10.
KTF TD	B31	Office Trailer, Dock 667, Stall 27	B31	DOO	31	1	0	0	400		FY13	\$ 40	\$	6	Unknown	SNL/HI. Added 6-24-04. Moved from Outyears 7-23-08. Moved from FY12 to FY13 1/15/10.
KTF TD	B58	Office Trailer, Dock 666, Stall 40	B58	DOO	31	1	0	0	410		FY13	\$ 40	\$	6	Unknown	SNL/HI. Added 6-24-04. Moved from Outyears 7-23-08. Moved from FY12 to FY13 1/15/10.
KTF TD	B85	Office Trailer, Dock 666, Stall 39	B85	DOO	31	1	0	0	410		FY13	\$ 40	\$	6	Unknown	SNL/HI. Added 6-24-04. Moved from Outyears 7-23-08. Moved from FY12 to FY13 1/15/10.
KTF TD	J1611	Kitchen, Dock 667, Stall 31	J1611	DOO	31	1	0	0	315		FY13	\$ 30	\$	5	Unknown	SNL/HI. Added 6-24-04. Moved from Outyears 7-23-08. Moved from FY12 to FY13 1/15/10.
KTF TD	K1010	Telemetry Receiving Station-Maui Hawaii	N/A	DOO	31	1	0	60	2,653		FY13	\$ 250	\$	40	Unknown	SNL/HI. Added 7-15-08. Moved from FY12 to FY13 1/15/10.
KTF TD	K601A	Auxiliary Equipment Building	N/A	DOO	31	1	0	0	96		FY13	\$ 10	\$	1	Unknown	SNL/HI. Added 7-15-08. Moved from FY12 to FY13 1/15/10.
KTF TD	K615A	Auxiliary Equipment Building	N/A	DOO	31	1	0	0	35		FY13	\$ 10	\$	1	Unknown	SNL/HI. Added 7-15-08. Moved from FY12 to FY13 1/15/10.
KTF TD	K619A	Pad-19 Auxiliary Equipment Building	N/A	DOO	31	1	0	0	108		FY13	\$ 10	\$	2	Unknown	SNL/HI. Added 7-15-08. Moved from FY12 to FY13 1/15/10.
KTF TD	K645	Pad-42 Auxiliary Equipment Building	N/A	DOO	31	1	0	6	272		FY13	\$ 25	\$	4	Unknown	SNL/HI. Added 7-15-08. Moved from FY12 to FY13 1/15/10.
KTF TD	K645A	Bottle Storage Building	N/A	DOO	31	1	0	0	744		FY13	\$ 75	\$	11	Unknown	SNL/HI. Added 7-15-08. Moved from FY12 to FY13 1/15/10.
KTF TD	K648	Launch Ops Bldg	N/A	DOO	31	1	60	300	5,360		FY13	\$ 500	\$	80	Unknown	SNL/HI. Added 7-15-08. Moved from FY12 to FY13 1/15/10.
KTF TD	K650	Eq Storage Bldg, Main Compound	N/A	DOO	31	1	0	0	9,152		FY13	\$ 900	\$	137	Unknown	SNL/HI. Added 7-15-08. Moved from FY12 to FY13 1/15/10.
KTF TD	K651	Balloon Release Bldg	N/A	DOO	31	1	0	40	163		FY13	\$ 15	\$	2	Unknown	SNL/HI. Added 7-15-08. Moved from FY12 to FY13 1/15/10.

**Attachment E-1
Facilities Disposition Plan
Within FYNSP/Outyear Planning Targets)**

Funding Source (1)	Facility Identification Number (FIMS) (2)	Facility Name (3)	Deferred Maintenance Identifier (3a)	Mission Dependency Program (4)	Priority Score (5)	Priority Rank (6)	Legacy Deferred Maintenance Reduction (7)	Non-Legacy Deferred Maintenance Reduction (8)	Gross Square Footage (9)	Excess Year (10)	Estimated Disposition Year (11)	TEC to Disposition (\$000s) (12)	Yearly S&M Costs (\$000s) (13)	Contaminated (Yes or No) (14)	Notes (15)
KTF TD	K657	Annex II	K657	DOD	31	1	0	40	340		FY13	\$ 35	\$ 5	Unknown	SNL/HI, Added 6-24-04. Moved from Outyears 7-23-08. Moved from FY12 to FY13 1/15/10.
KTF TD	K660	Annex No. III	K660	DOD	31	1	0	40	640		FY13	\$ 65	\$ 10	Unknown	SNL/HI, Added 6-24-04. Moved from Outyears 7-23-08. Moved from FY12 to FY13 1/15/10.
KTF TD	K661	Rocket Assembly Bldg III	N/A	DOD	31	1	0	100	1,370		FY13	\$ 140	\$ 21	Unknown	SNL/HI, Added 7-15-08. Moved from FY12 to FY13 1/15/10.
KTF TD	K668	Dynamic Balancing Machine Facility	K668	DOD	31	1	0	0	600		FY13	\$ 60	\$ 9	Unknown	SNL/HI, Added 6-24-04. Moved from Outyears 7-23-08. Moved from FY12 to FY13 1/15/10.
KTF TD	K669	Warehouse	K669	DOD	31	1	120	440	3,285		FY13	\$ 300	\$ 49	Unknown	SNL/HI, Added 6-24-04. Moved from Outyears 7-23-08. Moved from FY12 to FY13 1/15/10.
KTF TD	K671	Maintenance Shop	N/A	DOD	31	1	80	0	6,728		FY13	\$ 650	\$ 101	Unknown	SNL/HI, Added 7-15-08. Moved from FY12 to FY13 1/15/10.
KTF TD	K673	Main Substation	N/A	DOD	31	1	0	20	1,010		FY13	\$ 100	\$ 15	Unknown	SNL/HI, Added 7-15-08. Moved from FY12 to FY13 1/15/10.
KTF TD	K675	Cable Termination Shelter	K675	DOD	31	1	0	0	440		FY13	\$ 45	\$ 7	Unknown	SNL/HI, Added 6-24-04. Moved from Outyears 7-23-08. Moved from FY12 to FY13 1/15/10.
KTF TD	K695	Rocket Motor Staging Area	N/A	DOD	31	1	0	0	4,920		FY13	\$ 500	\$ 74	Unknown	SNL/HI, Added 7-15-08. Moved from FY12 to FY13 1/15/10.
KTF TD	K696	Shipping & Receiving Building	K696	DOD	31	1	100	130	1,335		FY13	\$ 135	\$ 20	Unknown	SNL/HI, Added 6-24-04. Moved from Outyears 7-23-08. Moved from FY12 to FY13 1/15/10.
KTF TD	K687	Barnyard (Birdseed Bldg)	K687	DOD	31	1	0	40	1,400		FY13	\$ 140	\$ 21	Unknown	SNL/HI, Added 6-24-04. Moved from Outyears 7-23-08. Moved from FY12 to FY13 1/15/10.
KTF TD	KB28	GPS Trailer, Dock 667, Stall 28	KB28	DOD	31	1	0	0	400		FY13	\$ 40	\$ 6	Unknown	SNL/HI, Added 6-24-04. Moved from Outyears 7-23-08. Moved from FY12 to FY13 1/15/10.
KTF TD	KF25	Radio Communications Dock 667, Stall 20	N/A	DOD	31	1	0	0	165		FY13	\$ 15	\$ 2	Unknown	SNL/HI, Added 7-15-08. Moved from FY12 to FY13 1/15/10.
KTF TD	K67	Records Archive, Dock 667, Stall 5	K67	DOD	31	1	0	0	150		FY13	\$ 15	\$ 2	Unknown	SNL/HI, Added 6-24-04. Moved from Outyears 7-23-08. Moved from FY12 to FY13 1/15/10.
KTF TD	KH3	Secure Com Ttr, Dock 667, Stall 8	N/A	DOD	31	1	0	0	150		FY13	\$ 15	\$ 2	Unknown	SNL/HI, Added 6-24-04. Moved from Outyears 7-23-08. Moved from FY12 to FY13 1/15/10.
KTF TD	KH8	Radial Workshop, Dock 662	KH8	DOD	31	1	0	0	150		FY13	\$ 15	\$ 2	Unknown	SNL/HI, Added 6-24-04. Moved from Outyears 7-23-08. Moved from FY12 to FY13 1/15/10.
KTF TD	KH9	Dock 667, Stall 4 - Com Repair Lab	KH9	DOD	31	1	0	0	150		FY13	\$ 15	\$ 2	Unknown	SNL/HI, Added 6-24-04. Moved from Outyears 7-23-08. Moved from FY12 to FY13 1/15/10.
KTF TD	KMO34	Office Trailer, Dock 667, Stall 23	KMO34	DOD	31	1	0	0	525		FY13	\$ 50	\$ 8	Unknown	SNL/HI, Added 6-24-04. Moved from Outyears 7-23-08. Moved from FY12 to FY13 1/15/10.
KTF TD	KMO34	Office Trailer, Dock 667, Stall 34	KMO34	DOD	31	1	0	0	500		FY13	\$ 50	\$ 8	Unknown	SNL/HI, Added 6-24-04. Moved from Outyears 7-23-08. Moved from FY12 to FY13 1/15/10.
KTF TD	KMO35	Office Trailer, Dock 667, Stall 25	KMO35	DOD	31	1	0	0	495		FY13	\$ 50	\$ 7	Unknown	SNL/HI, Added 6-24-04. Moved from Outyears 7-23-08. Moved from FY12 to FY13 1/15/10.
KTF TD	KMO36	Sandra Office Dock 667, Stall 13	N/A	DOD	31	1	0	0	520		FY13	\$ 50	\$ 8	Unknown	SNL/HI, Added 7-15-08. Moved from FY12 to FY13 1/15/10.
KTF TD	KMO37	Main Office, Dock 667, Stall 11	N/A	DOD	31	1	0	0	500		FY13	\$ 50	\$ 8	Unknown	SNL/HI, Added 7-15-08. Moved from FY12 to FY13 1/15/10.
KTF TD	KMO38	Sandra Office, Dock 667, Stall 14	N/A	DOD	31	1	0	0	520		FY13	\$ 50	\$ 8	Unknown	SNL/HI, Added 7-15-08. Moved from FY12 to FY13 1/15/10.
KTF TD	KMO39	Office Trailer, Dock 667, Stall 24	KMO39	DOD	31	1	0	0	525		FY13	\$ 50	\$ 8	Unknown	SNL/HI, Added 6-24-04. Moved from Outyears 7-23-08. Moved from FY12 to FY13 1/15/10.
KTF TD	KMO30	Library Trailer	N/A	DOD	31	1	0	0	221		FY13	\$	\$ 3	Unknown	SNL/HI, Added 7-15-08. Moved from FY12 to FY13 1/15/10.
KTF TD	KMO31	Womens RR/Shower Trailer	N/A	DOD	31	1	0	0	221		FY13	\$	\$ 3	Unknown	SNL/HI, Added 7-15-08. Moved from FY12 to FY13 1/15/10.
KTF TD	KMO32	Mens Rr/Shower Trailer	N/A	DOD	31	1	0	0	255		FY13	\$	\$ 4	Unknown	SNL/HI, Added 7-15-08. Moved from FY12 to FY13 1/15/10.
KTF TD	P-4-1	Dock 667, Stall 19	P-4-1	DOD	31	1	0	0	318		FY13	\$ 30	\$ 5	Unknown	SNL/HI, Added 6-24-04. Moved from Outyears 7-23-08. Moved from FY12 to FY13 1/15/10.
KTF TD	P-4-2	Dock 667, Stall 18	P-4-2	DOD	31	1	0	0	318		FY13	\$ 30	\$ 5	Unknown	SNL/HI, Added 6-24-04. Moved from Outyears 7-23-08. Moved from FY12 to FY13 1/15/10.

**Attachment E-1
Facilities Disposition Plan
(Within FYNSP/Outyear Planning Targets)**

Funding Source (1)	Facility Identification Number (FIMS) (2)	Facility Name (3)	Deferred Maintenance Identifier (3a)	Mission Dependency Program (4)	Priority Score (5)	Priority Rank (6)	Legacy Deferred Maintenance Reduction (7)	Non-Legacy Deferred Maintenance Reduction (8)	Gross Square Footage (gsf) (9)	Excess Year (10)	Estimated Disposition Year (11)	TEC to Disposition (\$000s) (12)	Yearly S&M Costs (\$000s) (13)	Contaminated (Yes or No) (14)	Notes (15)
TTR TD	03-101	Security Office/Classroom Building	03-101	RTBF	37	1	0	0	6,000		FY14	\$ 300	\$ 90	Unknown	TTR Area 3. Added 1-20-08. Moved from FY14 2-6-08.
TTR TD	03-11	Paint & Solvent Storage Shed	03-11	RTBF	39	1	0	0	290		FY14	\$ 10	\$ 4	Unknown	TTR Area 3. Moved from FY14 2-6-08.
TTR TD	03-36B	Plumbing Storage Boxcar	03-36B	RTBF	39	1	0	0	362		FY14	\$ 10	\$ 5	Unknown	TTR RR Car Storage. Area 3. Moved from FY06 5-31-05. Moved from FY07 10-24-05. Moved from FY14 2-6-08.
TTR TD	03-36E	Fire Dept Storage Boxcar	03-36E	RTBF	39	1	0	0	362		FY14	\$ 10	\$ 5	Unknown	TTR RR Car Storage Near Bone Yard. Area 3. Moved from FY06 5-31-05. Moved from FY07 10-24-05. Moved from FY14 2-6-08.
TTR TD	03-36G	Sheet Metal Storage Boxcar	03-36G	RTBF	39	1	0	0	362		FY14	\$ 10	\$ 5	Unknown	TTR RR Car Storage Near Bone Yard. Area 3. Moved from FY06 5-31-05. Moved from FY07 10-24-05. Moved from FY14 2-6-08.
TTR TD	03-36M	Iron Workers Storage Boxcar	03-36M	RTBF	39	1	0	0	362		FY14	\$ 10	\$ 5	Unknown	TTR RR Car Storage Near Bone Yard. Area 3. Moved from FY06 5-31-05. Moved from FY07 10-24-05. Moved from FY14 2-6-08.
TTR TD	03-36N	Electronic Storage Boxcar	03-36N	RTBF	39	1	0	0	362		FY14	\$ 10	\$ 5	Unknown	TTR RR Car Storage Near Bone Yard. Area 3. Moved from FY06 5-31-05. Moved from FY07 10-24-05. Moved from FY14 2-6-08.
TTR TD	03-44B	Storage Building	03-44B	RTBF	37	1	0	0	1,170		FY14	\$ 65	\$ 18	Unknown	TTR RR Car Storage Near Bone Yard. Moved from FY06 5-31-05. Moved from FY07 10-24-05. Moved from FY14 2-6-08.
TTR TD	03-44C	Storage Boxcar	03-44C	RTBF	39	1	0	0	320		FY14	\$ 10	\$ 5	Unknown	TTR RR Car Storage Near Bone Yard. New D&D project. Moved from FY07 10-24-05. Moved from FY14 2-6-08.
TTR TD	03-44D	Storage Building	03-44D	RTBF	39	1	0	0	285		FY14	\$ 10	\$ 4	Unknown	TTR RR Car Storage Near Bone Yard. Moved from FY06 5-31-05. Moved from FY07 10-24-05. Moved from FY14 2-6-08.
TTR TD	03-50	Engineering Lab/Physical Security Office	03-50	RTBF	37	1	442	922	5,658		FY14	\$ 560	\$ 85	Unknown	TTR. Added 8/24/04. Moved from Outyears 2-6-08.
TTR TD	03-55	Photo Optics Bldg.	03-55	RTBF	35	1	140	0	3,069		FY14	\$ 300	\$ 46	Unknown	TTR. Added 8/24/04. Moved from Outyears 2-6-08.
TTR TD	03-58	UPS Facility Bldg	N/A	RTBF	35	1	0	0	625		FY14	\$ 65	\$ 9	Unknown	TTR. Added 11-10-08 per R. Sherwood list dated 10-30-08.
TTR TD	03-62	Welding Shop	03-62	RTBF	39	1	346	0	1,272		FY14	\$ 100	\$ 19	Unknown	TTR. Area 3. Moved from FY14 2-6-08.
TTR TD	03-65	Radio Shop And Offices Building	03-65	RTBF	37	1	468	390	2,990		FY14	\$ 300	\$ 45	Unknown	TTR. Added 8/24/04. Moved from Outyears 2-6-08.
TTR TD	03-66	Storage Bldg	03-66	RTBF	35	1	0	0	669		FY14	\$ 65	\$ 10	Unknown	TTR. Added 8/24/04. Moved from Outyears 2-6-08.
TTR TD	03-67	O&M Administration Offices & Elec Shop	03-67	RTBF	39	1	266	1,077	5,157		FY14	\$ 300	\$ 77	Unknown	TTR. Area 3. Moved from FY14 2-6-08.
TTR TD	03-68	Communication Station Shelter	03-68	RTBF	33	1	0	0	372		FY14	\$ 40	\$ 6	Unknown	TTR. Added 8/24/04. Moved from Outyears 2-6-08.
TTR TD	03-81T	Drafting	03-81T	RTBF	35	1	48	0	970		FY14	\$ 100	\$ 15	Unknown	TTR. Area 3. Drafting Bldg. Moved from FY14 2-6-08.
TTR TD	03-82T	ES&H Support Facility	03-82T	RTBF	35	1	15	0	1,023		FY14	\$ 100	\$ 15	Unknown	TTR. Area 3. Drafting ES&H Support Bldg. Moved from FY14 2-6-08.
TTR TD	03-83T	Auto Parts Storage	03-83T	RTBF	33	1	0	0	970		FY14	\$ 100	\$ 15	Unknown	TTR. Added 8/24/04. Moved from Outyears 2-6-08.
TTR TD	03-84T	Drafting Storage	03-84T	RTBF	33	1	0	0	970		FY14	\$ 100	\$ 15	Unknown	TTR. Added 8/24/04. Moved from Outyears 2-6-08.
TTR TD	03-85T	Fire Equip Storage	03-85T	RTBF	33	1	0	0	980		FY14	\$ 100	\$ 15	Unknown	TTR. Area 3. Storage Bldg. Moved from FY14 2-6-08.
TTR TD	09-08	Pump House Building	09-08	RTBF	33	1	0	0	80		FY14	\$ 10	\$ 1	Unknown	TTR. Added 8/24/04. Moved from Outyears 2-6-08.
TTR TD	09-52	Assembly Bldg (9A)	09-52	RTBF	37	1	453	7,570	8,324		FY14	\$ 500	\$ 125	Unknown	TTR. Area 9. Moved from FY14 2-6-08.
TTR TD	09-63	Special Storage Facility-Plus	09-63	RTBF	35	1	7	112	1,622		FY14	\$ 160	\$ 24	Unknown	TTR. Added 8/24/04. Moved from Outyears 2-6-08.

**Attachment E-1
Facilities Disposition Plan
(Within FYNSP/Outyear Planning Targets)**

Funding Source (1)	Facility Identification Number (FIMS) (2)	Facility Name (3)	Deferred Maintenance Identifier (3a)	Mission Dependency Program (4)	Priority Score (5)	Priority Rank (6)	Legacy Deferred Maintenance Reduction (7)	Non-Legacy Deferred Maintenance Reduction (8)	Gross Square Footage (9)	Excess Year (10)	Estimated Disposition Year (11)	TEC to Disposition (\$000s) (12)	Yearly S&M Costs (\$000s) (13)	Contaminated (Yes or No) (14)	Notes (15)
TTR-TD	24-05	OI Storage Building	24-05	RTBF	33	1	0	0	96		FY14	\$ 10	\$ 1	Unknown	TTR- General Range. Moved from FY14 2-6-08.
TTR-TD	24-06	Battery Equipment Storage	24-06	RTBF	35	1	0	0	103		FY14	\$ 10	\$ 2	Unknown	TTR- General Range. Moved from FY14 2-6-08. Moved from FY10 10-16-09.
TTR-TD	24-07	Storage Building	24-07	RTBF	35	1	0	0	64		FY14	\$ 5	\$ 1	Unknown	TTR- General Range. Storage Bldg. Moved from FY14 2-6-08. Moved from FY10 10-16-09.
TTR-TD	24-08	Storage Building	24-08	RTBF	33	1	0	0	96		FY14	\$ 10	\$ 1	Unknown	TTR- General Range. Moved from FY14 2-6-08.
TTR-TD	24-50	Generator Bldg.	24-50	RTBF	39	1	144	0	693		FY14	\$ 50	\$ 10	Unknown	Moved from FY10 10-16-09.
TTR-TD	24-51	Generator Bldg.	24-51	RTBF	35	1	0	0	600		FY14	\$ 50	\$ 9	Unknown	TTR- General Range. Moved from FY14 2-6-08.
TTR-TD	24-52	MPS-Bore Site Bldg	24-52	RTBF	41	1	0	136	160		FY14	\$ 15	\$ 2	Unknown	TTR- Added 8/24/04. Moved from Outyears 2-6-08.
TTR-TD	24-53	Remotio Communication Bldg.	24-53	RTBF	37	1	105	5,000	1,210		FY14	\$ 120	\$ 18	Unknown	TTR- Added 8/24/04. Moved from Outyears 2-6-08. Moved from FY10 10-16-09.
TTR-TD	24-61	Firing Range Trng. Facility	24-61	RTBF	33	1	0	0	986		FY14	\$ 100	\$ 15	Unknown	TTR- Added 8/24/04. Moved from Outyears 2-6-08. Moved from FY10 10-16-09.
TTR-TD	32-01	Main Gate Guard House	32-01	RTBF	33	1	0	0	332		FY14	\$ 35	\$ 5	Unknown	TTR- Added 8/24/04. Moved from Outyears 2-6-08. Moved from FY10 10-16-09.
TTR-TD	32-02	Generator Bldg	32-02	RTBF	33	1	0	0	180		FY14	\$ 20	\$ 3	Unknown	TTR- Added 8/24/04. Moved from Outyears 2-6-08. Moved from FY10 10-16-09.
TTR-TD	32-15	General Building	32-15	RTBF	33	1	0	0	96		FY14	\$ 10	\$ 1	Unknown	TTR- Moved from FY10 10-16-09.
TTR-TD	36-01	Radar Lab And Offices	36-01	RTBF	33	1	0	437	980		FY14	\$ 100	\$ 15	Unknown	TTR- Added 8/24/04. Moved from Outyears 2-6-08. Moved from FY10 10-16-09.
TTR-TD	36-02	Radar Bore Site	36-02	RTBF	31	1	0	0	56		FY14	\$ 10	\$ 1	Unknown	TTR- Added 8/24/04. Moved from Outyears 2-6-08. Moved from FY10 10-16-09.
TTR-TD	36-03	Storage Building	36-03	RTBF	33	1	0	0	96		FY14	\$ 10	\$ 1	Unknown	TTR- General Range. Moved from FY14 2-6-08. Moved from FY12 10-16-09.
FY14 Total									57,702			\$ 4,335	\$ 866		
NRSLLI	6580	Hot Cell Facility (HCF)	N/A	RTBF	36	1	973	1,699	30,150		FY15	\$ 2,300	\$ 452	Unknown	Added 1-17-07. Sandia Engineering Reactor Building. Pending future NRSLLI project. Moved from Outyears 3-16-07. Moved from FY14 12-6-07.
NRSLLI	6580A	Hot Cell Fire Escape	6580A	RTBF	32	1	0	3	49		FY15	\$ 10	\$ 1	Unknown	Added 1-17-07. Pending future NRSLLI project. Moved from Outyears 3-16-07. Moved from FY14 12-6-07.
NRSLLI	6580B	Mechanical Equipment Room (Mer)	N/A	RTBF	36	1	0	36	1,170		FY15	\$ 90	\$ 18	Unknown	Added 1-17-07. Pending future NRSLLI project. Moved from Outyears 3-16-07. Moved from FY14 12-6-07.
NRSLLI	6580C	6580 Cold Exhaust Fan House	6580C	RTBF	34	1	0	2	295		FY15	\$ 30	\$ 4	Unknown	Added 1-17-07. Pending future NRSLLI project. Moved from Outyears 3-16-07. Moved from FY14 12-6-07.
NRSLLI	6580D	6580 Hot Exhaust Fan House	6580D	RTBF	34	1	0	5	295		FY15	\$ 30	\$ 4	Unknown	Added 1-17-07. Pending future NRSLLI project. Moved from Outyears 3-16-07. Moved from FY14 12-6-07.
NRSLLI	6681	Security Alarm Station (Sas)	N/A	DNS	36	1	0	581	3,755		FY15	\$ 300	\$ 56	Unknown	Added 1-17-07. Pending future NRSLLI project. Moved from Outyears 3-16-07. Moved from FY14 12-6-07.
NRSLLI	6688	Annular Core Research Reactor (ACRR)	N/A	DSW	36	1	29	461	14,713		FY15	\$ 1,125	\$ 221	Unknown	Added 1-17-07. Pending future NRSLLI project. Moved from Outyears 3-16-07. Moved from FY14 12-6-07.
NRSLLI	6694	Radiation Metrology Laboratory	N/A	OTHER	34	1	0	107	2,023		FY15	\$ 225	\$ 30	Unknown	Added 1-17-07. Pending future NRSLLI project. Moved from Outyears 3-16-07. Moved from FY14 12-6-07.
NRSLLI	6631	Low Dose Rate Gamma Irrad. Facility	N/A	NA	34	1	0	76	1,844		FY15	\$ 150	\$ 28	Unknown	Added 1-17-07. Pending future NRSLLI project. Moved from Outyears 3-16-07. Moved from FY14 12-6-07.
FY15 Totals									54,294			\$ 4,260	\$ 814		

**Attachment E-1
Facilities Disposition Plan
(Within FYNSP/Outyear Planning Targets)**

Funding Source (1)	Facility Identification Number (FIMS) (2)	Facility Name (3)	Deferred Maintenance Identifier (3a)	Mission Dependency Program (4)	Priority Score (5)	Priority Rank (6)	Legacy Deferred Maintenance Reduction (7)	Non-Legacy Deferred Maintenance Reduction (8)	Gross Square Footage (gsf) (9)	Excess Year (10)	Estimated Disposition Year (11)	TEC to Disposition (\$000s) (12)	Yearly S&M Costs (\$000s) (13)	Contaminated (Yes or No) (14)	Notes (15)
TD	842	Raw Stocks Building	842	OTHER	32	7	121	0	9,304		FY16	\$ 1,000	\$ 140	Unknown	Moved from FY12 6-6-07. Moved from FY15 12-6-07.
TD	871	Electro Magn. Envrnmentl.	871	RTBF	36	6	515	0	6,749		FY16	\$ 600	\$ 101	Unknown	Moved from FY13 1-20-06. Moved from FY15 12-6-07.
TD	888	Lightning Experiment	888	DSW	34	5	0	0	5,401		FY16	\$ 500	\$ 81	Unknown	Moved from FY13 1-20-06. Moved from FY15 12-6-07.
TD	888A	Storage Bldg South	888A	DSW	38	5	0	0	300		FY16	\$ 10	\$ 5	Unknown	Moved from FY13 1-20-06. Moved from FY15 12-6-07.
TD	888B	Storage Bldg North	888B	DSW	34	5	0	0	300		FY16	\$ 25	\$ 5	Unknown	Moved from FY13 1-20-06. Moved from FY15 12-6-07.
TD	T13	Transportable Bldg. (S OF 831)	T13	OTHER	38	3	0	0	1,880		FY16	\$ 30	\$ 25	Unknown	Added 6-7-04. Moved from FY11 1-20-06. Moved from FY15 12-6-07.
TD	MO194	Office Trailer (26000 Iqloo Area)	MO194	OTHER	38	4	9	0	1,440		FY16	\$ 30	\$ 22	Unknown	6001 Iqloo Area. Moved from FY11 1-20-06. Moved from FY15 12-6-07.
TD	MO195	Office Trailer (26000 Iqloo Area)	MO195	OTHER	38	4	9	0	1,440		FY16	\$ 30	\$ 22	Unknown	Moved from FY15 12-6-07.
TD	MO211	Mobile Office 211	MO211	OTHER	38	4	9	0	1,410		FY16	\$ 30	\$ 21	Unknown	N of 9833-Occupied. Moved from Outyears 6-2-04. Moved from FY11 1-20-06. Moved from FY15 12-6-07.
TD	MO212	Mobile Office 212	MO212	OTHER	38	4	9	0	1,410		FY16	\$ 30	\$ 21	Unknown	Moved from Outyears 6-2-04. Moved from FY11 1-20-06. Moved from FY15 12-6-07.
TD	MO213	Mobile Office 213	MO213	RTBF	38	4	9	0	1,410		FY16	\$ 30	\$ 21	Unknown	Moved from Outyears 6-2-04. Moved from FY11 1-20-06. Moved from FY15 12-6-07.
TD	MO214	Mobile Office 214	MO214	OTHER	38	4	9	0	1,410		FY16	\$ 30	\$ 21	Unknown	Moved from Outyears 6-2-04. Moved from FY11 1-20-06. Moved from FY15 12-6-07.
TD	MO215	Mobile Office 215	MO215	OTHER	38	4	9	0	1,410		FY16	\$ 30	\$ 21	Unknown	Moved from Outyears 6-2-04. Moved from FY11 1-20-06. Moved from FY15 12-6-07.
FY16 Total									33,664			\$ 2,375	\$ 505		
LET LI	892	Mil Liaison Training CA	N/A	DSW	N/A	1	25,356	0	0		FY17	\$ 5,000	\$ -	Unknown	The plan is to demolish 892 if a new LI is built. Moved from FY13 3-1-05. Moved from FY15 1-20-06. Moved from FY16 12-6-07.
TD	T48	Transportable Bldg. (T-City)	T48	OTHER	38	6	0	0	1,724		FY04 FY17	\$ 30	\$ 26	Unknown	T-City. Added 6-3-04. Moved from FY07 6-7-05. Moved from FY09 1-20-06. Trailer planned for relocation to Thunder Range - moved to FY17 1/15/09.
TD	T47	Transportable Bldg. (T-City)	T47	OTHER	38	6	0	0	1,724		FY17	\$ 30	\$ 26	Unknown	T-City. Added 6-3-04. Moved from FY07 6-7-05. Moved from FY09 1-20-06. Trailer planned for relocation to Thunder Range - moved to FY17 1/15/09.
FY17 Total									3,448			\$ 5,050	\$ 52		
LET LI	892	Mil Liaison Training CA	N/A	DSW	42	1	25,356	0	238,575		FY18	\$ 10,000	\$ 3,579	Unknown	The plan is to demolish 892 if a new LI is built. Moved from FY13 3-1-05. Moved from FY15 1-20-06. Moved from FY17 12-6-07.
LET LI	892A	Meal Storage Bldg South Of 892	892A	DSW	34	1	1	0	300		FY18	\$ 30	\$ 5	Unknown	Moved from FY14 1-20-06. Moved from Outyears 1-12-07. Moved from FY17 12-6-07.
LET LI	892B	Meal Storage Bldg South Of 892	892B	DSW	34	1	1	0	300		FY18	\$ 30	\$ 5	Unknown	Moved from FY14 1-20-06. Moved from Outyears 1-12-07. Moved from FY17 12-6-07.
LET LI	892C	Meal Storage Bldg South Of 892	892C	DSW	34	1	1	0	300		FY18	\$ 30	\$ 5	Unknown	Moved from FY14 1-20-06. Moved from Outyears 1-12-07. Moved from FY17 12-6-07.
LET LI	892D	Meal Storage Bldg South Of 892	892D	DSW	34	1	1	0	300		FY18	\$ 30	\$ 5	Unknown	Moved from FY14 1-20-06. Moved from Outyears 1-12-07. Moved from FY17 12-6-07.

**Attachment E-1
Facilities Disposition Plan
(Within FYNSP/Outyear Planning Targets)**

Funding Source (1)	Facility Identification Number (FIMS) (2)	Facility Name (3)	Deferred Maintenance Identifier (3a)	Mission Dependency Program (4)	Priority Score (5)	Priority Rank (6)	Legacy Deferred Maintenance Reduction (7)	Non-Legacy Deferred Maintenance Reduction (8)	Gross Square Footage (gsf) (9)	Excess Year (10)	Estimated Disposition Year (11)	TEC to Disposition (\$000s) (12)	Yearly S&M Costs (\$000s) (13)	Contaminated (Yes or No) (14)	Notes (15)
LET LI	892J	Metall Storage Bldg South Of 892	892J	DSW	34	1	2	0	144		FY18	\$ 15	\$ 2	Unknown	Moved from FY14 1-20-06. Moved from outyears 1-12-07. Moved from FY17 12-6-07.
FY18 Total									240,587			\$ 10,205	\$ 3,609		
LET LI	809	High Bay Lab & Machine Sh	N/A	DSW	34	1	0	0	15,401		FY19	\$ 1,000	\$ 231	Unknown	Added 6-29-04.
LET LI	809A	Storage Building	809A	DSW	34	1	0	0	280		FY19	\$ 30	\$ 4	Unknown	Added 6-29-04.
LET LI	835	Weapons Systems Lab	N/A	DSW	34	1	7	0	10,381		FY19	\$ 750	\$ 156	Unknown	Added 6-6-08. May be related to SISSELL LI.
LET LI	835A	Bldg	N/A	OTHER	34	1	0	0	504		FY19	\$ 40	\$ 8	Unknown	Added 2-6-08. May be related to SISSELL LI.
LET LI	835C	Storage Building	835C	OTHER	34	1	0	0	119		FY19	\$ 10	\$ 2	Unknown	Added 6-29-04.
LET LI	835D	Compressor Building	835D	OTHER	34	1	0	0	48		FY19	\$ 10	\$ 1	Unknown	Added 6-29-04.
LET LI	894	Receiving, Power Supplies	894	DSW	34	1	839	0	104,560		FY19	\$ 10,000	\$ 1,574	Unknown	Added 6-29-04. May be related to SISSELL LI.
LET LI	894D	Storage Building	894D	DSW	34	1	0	0	144		FY19	\$ 15	\$ 2	Unknown	Added 6-29-04.
LET LI	894E	Storage Building	894E	DSW	34	1	0	0	270		FY19	\$ 30	\$ 4	Unknown	Added 6-29-04.
LET LI	894F	Storage Building	894F	DSW	34	1	0	0	90		FY19	\$ 10	\$ 1	Unknown	Added 6-29-04.
LET LI	894G	Storage Building	894G	DSW	34	1	0	0	238		FY19	\$ 25	\$ 4	Unknown	Added 6-29-04.
LET LI	894K	Storage Building	894K	DSW	34	1	0	0	336		FY19	\$ 10	\$ 5	Unknown	Added 6-29-04.
LET LI	894L	Storage Building (W/OF 804-4-29-04)	894L	OTHER	34	1	0	0	96		FY19	\$ 10	\$ 1	Unknown	Added 6-29-04. W/OF 894, GARDENER YD
LET LI	894M	Green House	894M	DSW	34	1	0	0	183		FY19	\$ 20	\$ 3	Unknown	Added 6-29-04.
LET LI	894P	Storage Building	894P	DSW	34	1	0	0	151		FY19	\$ 15	\$ 2	Unknown	Added 6-29-04.
LET LI	894Q	Storage Building	894Q	DSW	34	1	0	0	314		FY19	\$ 30	\$ 5	Unknown	Added 6-29-04.
LET LI	894S	Storage Building	894S	DSW	35	1	0	0	368		FY19	\$ 35	\$ 6	Unknown	Added 6-29-04.
CA TBD	C955	Laboratory	N/A	DSW	35	1	0	0	6,428		FY19	\$ 500	\$ 96	Unknown	Added 5-1-05. Moved from FY12 1-20-06. Moved from FY17 1-17-07. Moved from Outyears 2-13-08.
CA TBD	C956	Laboratory	N/A	DSW	33	1	0	0	2,572		FY19	\$ 300	\$ 39	Unknown	Added 5-1-05. Moved from FY12 1-20-06. Moved from FY17 1-17-07. Moved from Outyears 2-13-08.
CA TBD	C9622	Metall Bike Repair Shop (W/OF C962)	N/A	OTHER	35	1	0	0	729		FY19	\$ 70	\$ 11	Unknown	Added 5-1-05. Moved from Outyears 2-13-08. Moved from FY11 12-11-08.
CA TBD	C9623	Metall Vehicle Repair Shop	N/A	OTHER	35	1	0	0	729		FY19	\$ 70	\$ 11	Unknown	Added 5-1-05. Moved from Outyears 2-13-08. Moved from FY11 12-11-08.
CA TBD	C96231	Metall Storage Shed	C96231	OTHER	33	1	0	0	150		FY19	\$ 15	\$ 2	Unknown	Added 6-29-04. Moved from Outyears 2-13-08. Moved from FY11 12-11-08.
CA TBD	C96232	Metall Storage Shed	C96232	OTHER	35	1	0	0	168		FY19	\$ 15	\$ 3	Unknown	Added 6-29-04. Moved from FY11 12-11-08.
CA TBD	C969	Laboratory	N/A	NA	35	1	0	1,203		FY19	\$ 100	\$ 18	Unknown	Added 6-29-04. Moved from FY11 12-11-08.	
CA TBD	C916	916 Mechanical Building	N/A	RTBF	39	2	0	0	41,768		FY19	\$ 5,000	\$ 627	Unknown	Added 10-13-04. Moved from FY15 3-1-05. Moved from FY12 1-20-06. Moved from FY16 1-17-07. Moved from FY14 2-13-08. Moved from FY12 12-11-08.
CA TBD	C927	Warehouse	N/A	OTHER	35	2	0	0	5,671		FY19	\$ 250	\$ 85	Unknown	Added 10-13-04. Moved from FY15 3-1-05. Moved from FY12 1-20-06. Moved from FY16 1-17-07. Moved from FY14 2-13-08. Moved from FY12 12-11-08.
CA TBD	C974	Explosive Assembly	C974	OTHER	39	2	0	0	22,001		FY19	\$ 1,650	\$ 330	Unknown	Added 9-19-07. Moved from FY09 2-11-08. Moved from FY12 12-11-08.
CA TBD	C976	Gas Appl. Facility	C976	OTHER	41	2	992	0	898		FY19	\$ 35	\$ 13	Unknown	Added 10-13-04. Moved from FY15 3-1-05. Moved from FY12 1-20-06. Moved from FY17 1-17-07. Moved from FY13 2-13-08. Moved from FY12 12-11-08.
CA TBD	C977	Storage/Lab	C977	OTHER	37	2	0	0	3,539		FY19	\$ 200	\$ 53	Unknown	Moved from FY11 3-1-05. Moved from FY12 1-20-06. Moved from FY17 1-17-07. Moved from Outyears 2-13-08.
CA TBD	C9781	Metall Storage Bldg, N OF C978 (Millor Str)	C9781	DSW	39	2	0	0	1,460		FY19	\$ 100	\$ 22	Unknown	Added 6-1-04. Moved from FY11 3-1-05. Moved from FY12 1-20-06. Moved from FY17 1-17-07. Moved from FY15 12-6-07. Moved from FY12 12-11-08.
CA TBD	C982	Explos. Packaging Storage	C982	OTHER	39	2	0	0	204		FY19	\$ 10	\$ 3	Unknown	Added 6-29-04. Moved from outyears 3-1-05. Moved from FY12 1-20-06. Moved from FY17 1-17-07. Moved from FY12 12-11-08.
CA TBD	C9822	Explos. Packaging Storage	C9822	OTHER	39	2	0	0	268		FY19	\$ 10	\$ 4	Unknown	Added 6-29-04. Moved from outyears 3-1-05. Moved from FY12 1-20-06. Moved from FY17 1-17-07. Moved from Outyears 2-13-08.
CA TBD	C9822	Explos. Packaging Storage	C9822	OTHER	39	2	0	0	2880		FY19	\$ 30	\$ 43	Unknown	Added 6-29-04. Moved from outyears 3-1-05. Moved from FY12 1-20-06. Moved from FY17 1-17-07. Moved from Outyears 2-13-08.
TTR TD	03-12	Lic Mobile Steam Cleaner Hd Shed	N/A	OTHER RTBF	31	1	0	0	64		FY19	\$ 10	\$ 1	Unknown	Added 2-7-08. Moved from FY11 12-11-08. TTR. Added 8/24/04. Moved from Outyears 2-6-08. Moved from FY14 10-16-09.

**Attachment E-1
Facilities Disposition Plan
(Within FYNSP/Outyear Planning Targets)**

Funding Source (1)	Facility Identification Number (FIMS) (2)	Facility Name (3)	Deferred Maintenance Identifier (3a)	Mission Dependency Program (4)	Priority Score (5)	Priority Rank (6)	Legacy Deferred Maintenance Reduction (7)	Non-Legacy Deferred Maintenance Reduction (8)	Gross Square Footage (gsf) (9)	Excess Year (10)	Estimated Disposition Year (11)	TEC to Disposition (\$000s) (12)	Yearly S&M Costs (\$000s) (13)	Contaminated (Yes or No) (14)	Notes (15)
TTR TD	03-150	Water Treatment Building	N/A	RTBF	35	1	0	0	640		FY19	\$ 50	\$ 10	Unknown	TTR - Added 2-6-08. Probable transfer candidate.
TTR TD	03-17	Hazardous Waste Accumulation Shelter		RTBF	39	1	0	0	285		FY19	\$ 10	\$ 4	Unknown	TTR - Area 3. Moved from FY14 2-6-08.
TTR TD	03-34	Pump House Wall #6 Bldg	03-34	RTBF	33	1	0	0	200		FY19	\$ 20	\$ 3	Unknown	TTR - Added 8/24/04. Moved from Outyears 2-6-08.
TTR TD	03-40	Bulk Shredder	03-40	RTBF	33	1	0	0	343		FY19	\$ 35	\$ 5	Unknown	TTR - Added 8/24/04. Moved from Outyears 2-6-08.
TTR TD	03-51	Administration Bldg.	03-51	RTBF	37	1	1,228	0	6,659		FY19	\$ 670	\$ 100	Unknown	TTR - Added 8/24/04. Moved from Outyears 2-6-08.
TTR TD	03-53	Generator Bldg.	03-53	RTBF	35	1	150	360	2,153		FY19	\$ 215	\$ 32	Unknown	TTR - Added 8/24/04. Moved from Outyears 2-6-08.
TTR TD	03-54	Machine Shop	03-54	RTBF	35	1	92	643	3,282		FY19	\$ 320	\$ 49	Unknown	TTR - Added 8/24/04. Moved from Outyears 2-6-08. Moved from FY14 10-16-09.
TTR TD	03-56	Telescope Repair & Offices Building	03-56	RTBF	35	1	385	1,517	4,000		FY19	\$ 400	\$ 60	Unknown	TTR - Added 8/24/04. Moved from Outyears 2-6-08.
TTR TD	03-57	Operation & Control Bldg	03-57	RTBF	35	1	1,239	62	9,624		FY19	\$ 1,000	\$ 144	Unknown	TTR - Added 8/24/04. Moved from Outyears 2-6-08.
TTR TD	03-60	Maintenance Automotive Building	03-60	RTBF	33	1	148	564	4,449		FY19	\$ 500	\$ 67	Unknown	TTR - Added 8/24/04. Moved from Outyears 2-6-08.
TTR TD	03-69	Security & First Aid Bldg	03-69	RTBF	35	1	406	2,196	5,950		FY19	\$ 600	\$ 89	Unknown	TTR - Added 8/24/04. Moved from Outyears 2-6-08.
TTR TD	03-70	Lunch Room And Office Building	03-70	RTBF	37	1	241	0	1,979		FY19	\$ 200	\$ 30	Unknown	TTR - Added 8/24/04. Moved from Outyears 2-6-08.
TTR TD	03-73	Carpentry, Plumb, Paint Shop	03-73	RTBF	33	1	193	795	4,167		FY19	\$ 420	\$ 63	Unknown	TTR - Added 8/24/04. Moved from Outyears 2-6-08.
TTR TD	03-74	Heavy Duty Shop	03-74	RTBF	33	1	1	1,065	4,571		FY19	\$ 460	\$ 69	Unknown	TTR - Added 8/24/04. Moved from Outyears 2-6-08.
TTR TD	03-75	Shipping & Receiving Building	03-75	RTBF	37	1	366	1,014	4,973		FY19	\$ 500	\$ 75	Unknown	TTR - Added 8/24/04. Moved from Outyears 2-6-08.
TTR TD	03-80	Vehicle Service Facility Building	03-80	RTBF	37	1	125	473	2,527		FY19	\$ 250	\$ 38	Unknown	TTR - Added 8/24/04. Moved from Outyears 2-6-08.
TTR TD	03-87	Drum Containment Facility	03-87	RTBF	35	1	0	0	806		FY19	\$ 80	\$ 12	Unknown	TTR - Added 8/24/04. Moved from Outyears 2-6-08.
TTR TD	03-92	#N/A	N/A	RTBF	35	1	0	0	912		FY19	\$ 80	\$ 14	Unknown	TTR - Added 11-10-08 from R. Sherwood list 10-30-08.
TTR TD	24-00	Radar Antenna Building	24-00	RTBF	31	1	0	0	50		FY19	\$ 10	\$ 1	Unknown	TTR - Added 8/24/04. Moved from Outyears 2-6-08.
TTR TD	24-62	#N/A	N/A	RTBF	33	1	0	0	988		FY19	\$ 100	\$ 15	Unknown	TTR - Added 11-10-08 from R. Sherwood list 10-30-08.
TTR TD	24-63	#N/A	N/A	RTBF	33	1	0	0	988		FY19	\$ 100	\$ 15	Unknown	TTR - Added 11-10-08 from R. Sherwood list 10-30-08.
TTR TD	24-64	#N/A	N/A	RTBF	33	1	0	0	988		FY19	\$ 100	\$ 15	Unknown	TTR - Added 11-10-08 from R. Sherwood list 10-30-08.
TTR TD	24-65	#N/A	N/A	RTBF	33	1	0	0	988		FY19	\$ 100	\$ 15	Unknown	TTR - Added 11-10-08 from R. Sherwood list 10-30-08.
TTR TD	49-01	Control Vault (Utility Vault)	49-01	RTBF	33	1	0	0	80		FY19	\$ 10	\$ 1	Unknown	TTR - Added 11-10-08 from R. Sherwood list 10-30-08.
TTR TD	49-03	Camera Control	49-03	RTBF	33	1	0	0	80		FY19	\$ 10	\$ 1	Unknown	TTR - Added 8/24/04. Moved from Outyears 2-6-08.
TTR TD	49-04	Distribution Building	49-04	RTBF	35	1	0	0	160		FY19	\$ 15	\$ 2	Unknown	TTR - Added 8/24/04. Moved from Outyears 2-6-08.
TTR TD	49-06	Block House (Utility)	49-06	RTBF	35	1	0	0	160		FY19	\$ 15	\$ 2	Unknown	TTR - Added 8/24/04. Moved from Outyears 2-6-08.
FY19 Total									286,630			\$ 26,695	\$ 4,299		
TBD	206933	Pump House (Tank Sto Yd/Steamplant)	206933	OTHER	33	1	0	0	105		FY20	\$ 10	\$ 2	Unknown	Added 6-29-04. TANK STO YD/STEAMPLANT. Moved from FY19 to FY20 1/15/10.
TBD	24500	Eulbank - Air Force Gate	N/A	OTHER	33	1	0	0	120		FY20	\$ 10	\$ 2	Unknown	Added 6-19-07. Moved from FY19 to FY20 1/15/10.
TBD	6055A	Storage Building	6055A	RTBF			5	0	288		FY20	\$ 25	\$ 4	Unknown	Added 6-19-07. Moved from FY19 to FY20 1/15/10.

**Attachment E-1
Facilities Disposition Plan
Within FYNSP/Outyear Planning Targets)**

Funding Source (1)	Facility Identification Number (FIMS) (2)	Facility Name (3)	Deferred Maintenance Identifier (3a)	Mission Dependency Program (4)	Priority Score (5)	Priority Rank (6)	Legacy Deferred Maintenance Reduction (7)	Non-Legacy Deferred Maintenance Reduction (8)	Gross Square Footage (9)	Excess Year (10)	Estimated Disposition Year (11)	TEC to Disposition (\$000s) (12)	Yearly \$&M Costs (\$000s) (13)	Contaminated (Yes or No) (14)	Notes (15)
TBD	6505B	Storage Building	6505B	RTBF			5	0	288		FY20	\$ 25	\$ 4	Unknown	Moved from FY12-2-8-05. Moved from FY11 5-9-08. Moved from FY10 8-3-09. Moved from FY19 to FY20 1/15/10.
TBD	6018	Standby Generator Building	N/A	OTHER			0	0	348		FY20	\$ 35	\$ 5	Unknown	Added 6-29-04. Moved from FY19 to FY20 1/15/10.
TBD	6501A	Sig. Bldg. Gas Cylinders (Se Of 6501)	N/A	OTHER			0	0	153		FY20	\$ 15	\$ 2	Unknown	Added 6-29-04. SE Of 6501. Moved from FY19 to FY20 1/15/10.
TBD	6501C	Quonset Storage Bldg. (W Of 6501)	N/A	OTHER			0	0	180		FY20	\$ 20	\$ 3	Unknown	Added 6-29-04. W Of 6501. Moved from FY19 to FY20 1/15/10.
TBD	6501D	Quonset Storage Bldg. (W Of 6501)	N/A	OTHER			0	0	180		FY20	\$ 20	\$ 3	Unknown	Added 6-29-04. W Of 6501. Moved from FY19 to FY20 1/15/10.
TBD	6601E	Storage Building (Ne Of 6501)	N/A	OTHER			0	0	300		FY20	\$ 30	\$ 5	Unknown	Added 6-29-04. Moved from FY19 to FY20 1/15/10.
TBD	6501F	Machine Shop (N Of 6501)	N/A	OTHER			0	0	300		FY20	\$ 30	\$ 5	Unknown	Added 6-29-04. Moved from FY19 to FY20 1/15/10.
TBD	6502	Storage & Assembly Bldg.	6502	ENG	34	2	20	0	3,750		FY20	\$ 200	\$ 56	No	Added to list 6-1-04. Moved from FY08 6-2-05. Moved from FY11 7-17-07. Moved from FY08 7-23-08. Moved from FY10 4-30-09. Moved from FY19 to FY20 1/15/10.
TBD	6502A	Metal Bldg-Marv Vehicle (Ne Of 6502)	N/A	OTHER			0	0	288		FY20	\$ 30	\$ 4	Unknown	Added 6-29-04. Moved from FY19 to FY20 1/15/10.
TBD	6502B	Storage Trailer (Facility Sig Yd)	N/A	OTHER			0	0	300		FY20	\$ 30	\$ 5	Unknown	Added 6-29-04. Moved from FY19 to FY20 1/15/10.
TBD	6502C	Metal Bldg-Marv Vehicle (N Of 6502)	N/A	OTHER			0	0	288		FY20	\$ 30	\$ 4	Unknown	Added 6-29-04. Moved from FY19 to FY20 1/15/10.
TBD	6502D	Equipment Bldg (Facility Sig Yd)	N/A	OTHER	32	1	0	0	140		FY20	\$ 15	\$ 2	Unknown	Added 6-29-04. Moved from FY19 to FY20 1/15/10.
TBD	6504B	Basinve Building (S Of 6504)	N/A	OTHER			0	0	440		FY20	\$ 45	\$ 7	Unknown	Added 6-29-04. Moved from FY19 to FY20 1/15/10.
TBD	6505B	Storage Building (S Of 6505A)	N/A	OTHER			0	0	189		FY20	\$ 20	\$ 3	Unknown	Moved from FY19 to FY20 1/10/10.
TBD	6505C	Storage Building (NW Of 6505)	N/A	OTHER			0	0	276		FY20	\$ 30	\$ 4	Unknown	Moved from FY19 to FY20 1/10/10.
TBD	6505D	Storage Building (NW Of 6505)	N/A	OTHER			0	0	276		FY20	\$ 30	\$ 4	Unknown	Moved from FY19 to FY20 1/10/10.
TBD	6505E	Storage Building (NW Of 6505)	N/A	OTHER			0	0	276		FY20	\$ 30	\$ 4	Unknown	Moved from FY19 to FY20 1/10/10.
TBD	6509	Storage Building (E Of 6505)	N/A	OTHER			0	0	160		FY20	\$ 20	\$ 2	Unknown	Added 6-19-07. Moved from FY19 to FY20 1/10/10.
TBD	6515A	Storage Building (W Of Drop Tower)	N/A	ENG			0	0	252		FY20	\$ 25	\$ 4	Unknown	Added 6-29-04. Moved from FY19 to FY20 1/15/10.
TBD	6515B	Storage Building (Is Tuff Shed Drop Tower)	N/A	ENG			0	0	140		FY20	\$ 15	\$ 2	Unknown	Added 6-29-04. Moved from FY19 to FY20 1/15/10.
TBD	6516	Cheek-Out Building (W Of Drop Tower)	6516	OTHER			0	0	416		FY20	\$ 40	\$ 6	Unknown	Added 6-29-04. Moved from FY19 to FY20 1/15/10.
TBD	6520	Hydraulic Centrifuge Fac	N/A	RTBF			0	0	396		FY20	\$ 40	\$ 6	Unknown	Added 6-19-07. Moved from FY19 to FY20 1/10/10.
TBD	6520CA	Centrifuge Support Building	6520CA	OTHER	32	1	1	0	75		FY20	\$ 10	\$ 1	Unknown	TCR Centrifuge. Moved from FY08 11-21-06. Moved from FY11 7-17-07.
TBD	6526A	Storage Bldg (S Of 6526)	N/A	DSW			0	0	312		FY20	\$ 30	\$ 5	Unknown	Added 6-29-04. Moved from FY19 to FY20 1/15/10.
TBD	6627	Mech. Equip. Bldg - (NW Of 6526)	N/A	RTBF			0	0	477		FY20	\$ 50	\$ 7	Unknown	Added 6-19-07. Moved from FY19 to FY20 1/10/10.
TBD	6529	Centrifuge Motor Gen Bldg	N/A	RTBF			0	0	120		FY20	\$ 15	\$ 2	Unknown	Added 6-19-07. Moved from FY19 to FY20 1/10/10.
TBD	6530C	Storage Building (W Of 6530)	N/A	OTHER			0	0	288		FY20	\$ 30	\$ 4	Unknown	Added 6-19-07. Moved from FY19 to FY20 1/10/10.
TBD	6530D	Storage Building (W Of 6530)	N/A	OTHER			0	0	240		FY20	\$ 20	\$ 4	Unknown	Added 6-19-07. Moved from FY19 to FY20 1/10/10.
TBD	6530E	Storage Building (W Of 6530)	N/A	OTHER	32	1	0	0	120		FY20	\$ 15	\$ 2	Unknown	Added 6-19-07. Moved from FY19 to FY20 1/10/10.
TBD	6530F	Storage Building (NW Of 6523)	N/A	OTHER	32	1	0	0	64		FY20	\$ 10	\$ 1	Unknown	Added 6-19-07. Moved from FY19 to FY20 1/10/10.
TBD	6530G	Storage Building (W Of 6530)	N/A	OTHER			0	0	288		FY20	\$ 30	\$ 4	Unknown	Added 6-19-07. Moved from FY19 to FY20 1/10/10.
TBD	6530H	Storage Building (W Of 6530)	N/A	SC			0	0	300		FY20	\$ 30	\$ 5	Unknown	Added 6-19-07. Moved from FY19 to FY20 1/10/10.
TBD	6530I	Storage Building (W Of 6530)	N/A	OTHER			0	0	220		FY20	\$ 20	\$ 3	Unknown	Added 6-19-07. Moved from FY19 to FY20 1/10/10.

**Attachment E-1
Facilities Disposition Plan
(Within FYNSP/Outyear Planning Targets)**

Funding Source (1)	Facility Identification Number (FIMS) (2)	Facility Name (3)	Deferred Maintenance Identifier (3a)	Mission Dependency Program (4)	Priority Score (5)	Priority Rank (6)	Legacy/Deferred Maintenance Reduction (7)	Non-Legacy/Deferred Maintenance Reduction (8)	Gross Square Footage (gsf) (9)	Excess Year (10)	Estimated Disposition Year (11)	TEC to Disposition (\$000s) (12)	Yearly S&M Costs (\$000s) (13)	Contaminated (Yes or No) (14)	Notes (15)
TBD	6530J	Equipment Bldg - (S Of 6531)	N/A	OTHER	32	1	0	0	120		FY20	\$ 15	\$ 2	Unknown	Added 6-19-07. Moved from FY19 to FY20 1/10/10.
TBD	6530L	Gas Cylinder Storage Bldg	N/A	OTHER			0	0	195		FY20	\$ 20	\$ 3	Unknown	Added 6-19-07. Moved from FY19 to FY20 1/10/10.
TBD	6530M	Storage Building (N Of 6530)	N/A	OTHER			0	0	199		FY20	\$ 20	\$ 3	Unknown	Added 6-19-07. Moved from FY19 to FY20 1/10/10.
TBD	6530N	Storage Building (W Of 6530)	N/A	OTHER	32	1	0	0	59		FY20	\$ 10	\$ 1	Unknown	Added 6-19-07. Moved from FY19 to FY20 1/10/10.
TBD	6536C	Reverse Boiler Fixture Facility (C/5)	6536C	OTHER			0	0	1,084		FY20	\$ 100	\$ 16	Unknown	TCR Thermal Radiant Heat. Moved from FY08 11-21-06. Moved from FY11 7-17-07. Moved from FY19 to FY20 1/15/10.
TBD	6540B	Storage Bldg (9925 Yard)	N/A	OTHER			0	0	160		FY20	\$ 15	\$ 2	Unknown	Added 6-29-04. Moved from FY19 to FY20 1/15/10.
TBD	6540C	Storage Bldg (9925 Yard)	N/A	OTHER			0	0	160		FY20	\$ 15	\$ 2	Unknown	Added 6-29-04. Moved from FY19 to FY20 1/15/10.
TBD	6540D	Storage Building (Nw Of 9925)	N/A	OTHER			0	0	240		FY20	\$ 25	\$ 4	Unknown	Added 6-29-04. Moved from FY19 to FY20 1/15/10.
TBD	6542D	Storage Building (Nw Of 6542)	N/A	OTHER			0	0	237		FY20	\$ 25	\$ 4	Unknown	Added 6-29-04. Moved from FY19 to FY20 1/15/10.
TBD	6543	Camera Station (Nw Of 6542)	6543	OTHER			0	0	192		FY20	\$ 20	\$ 3	Unknown	Added 6-29-04. Moved from FY19 to FY20 1/15/10.
TBD	6555A	Storage Building (N Of Old Sled Track)	N/A	OTHER			0	0	288		FY20	\$ 30	\$ 4	Unknown	Added 6-29-04. Moved from FY19 to FY20 1/15/10.
TBD	6555B	Storage Building (Facility Sg.Yd)	6555B	OTHER			0	0	181		FY20	\$ 20	\$ 3	Unknown	Added 6-29-04. Moved from FY19 to FY20 1/15/10.
TBD	6582A	Storage Building (S Of 872) Sg.Yd)	6582A	OTHER			0	0	280		FY20	\$ 30	\$ 4	Unknown	Added 6-29-04. Moved from FY19 to FY20 1/15/10.
TBD	6585B	Monitoring Bldg.	6585B	OTHER	32	1	0	0	30		FY20	\$ 10	\$ 0	Unknown	Added 6-29-04. Moved from FY19 to FY20 1/15/10.
TBD	6585C	Pump Building	6585C	OTHER			0	0	336		FY20	\$ 30	\$ 5	Unknown	Added 6-29-04. Moved from FY19 to FY20 1/15/10.
TBD	6587K	Quonset Storage Bldg	6587K	OTHER			0	0	180		FY20	\$ 20	\$ 3	Unknown	Added 6-29-04. Moved from FY19 to FY20 1/15/10.
TBD	6587N	Storage Building (Facility Sg.Yd)	6587N	OTHER	32	1	0	0	120		FY20	\$ 10	\$ 2	Unknown	Added 6-29-04. Moved from FY19 to FY20 1/15/10.
TBD	6587Q	Storage Building (Facility Sg.Yd)	6587Q	OTHER			0	0	191		FY20	\$ 20	\$ 3	Unknown	Added 6-29-04. Moved from FY19 to FY20 1/15/10.
TBD	6587S	Storage Building	6587S	OTHER			0	0	288		FY20	\$ 30	\$ 4	Unknown	Added 6-29-04. Moved from FY19 to FY20 1/15/10.
TBD	6587T	Storage Bldg	6587T	OTHER			0	0	288		FY20	\$ 30	\$ 4	Unknown	Added 6-29-04. Moved from FY19 to FY20 1/15/10.
TBD	6587U	Storage Building	6587U	OTHER	32	1	0	0	96		FY20	\$ 10	\$ 1	Unknown	Added 6-29-04. Moved from FY19 to FY20 1/15/10.
TBD	6587X	Storage Building	6587X	OTHER	32	1	0	0	72		FY20	\$ 10	\$ 1	Unknown	Added 6-29-04. Moved from FY19 to FY20 1/15/10.
TBD	6590A	Ups/Generator Building	6590A	RTBF			0	5	336		FY20	\$ 35	\$ 5	Unknown	Added 6-29-04. Moved from FY19 to FY20 1/15/10.
TBD	6593B	Pulsed Reactor Storage Bldg	N/A	DSW			0	0	300		FY20	\$ 30	\$ 5	Unknown	Added 6-19-07. Moved from FY19 to FY20 1/10/10.
TBD	6593C	Pulsed Reactor Storage Bldg	N/A	OTHER			0	0	300		FY20	\$ 30	\$ 5	Unknown	Added 6-19-07. Moved from FY19 to FY20 1/10/10.
TBD	6596A	Storage Bldg (S-1)	6596A	OTHER			0	0	300		FY20	\$ 30	\$ 5	Unknown	Added 6-29-04. Moved from FY19 to FY20 1/15/10.
TBD	6596C	Storage Bldg (S-3)	6596C	OTHER			0	0	300		FY20	\$ 30	\$ 5	Unknown	Added 6-29-04. Moved from FY19 to FY20 1/15/10.
TBD	6596I	Metal Storage Building	N/A	OTHER	32	1	0	0	120		FY20	\$ 10	\$ 2	Unknown	Added 6-29-04. Moved from FY19 to FY20 1/15/10.
TBD	6596K	Storage Building	6596K	RTBF	32	1	0	0	65		FY20	\$ 10	\$ 1	Unknown	Added 6-29-04. Moved from FY19 to FY20 1/15/10.
TBD	6597F	Metal Storage Bldg	6597F	RTBF			0	0	300		FY20	\$ 30	\$ 5	Unknown	Added 6-29-04. Moved from FY19 to FY20 1/15/10.
TBD	6597G	Metal Storage Bldg	6597G	RTBF			0	0	300		FY20	\$ 30	\$ 5	Unknown	Added 6-29-04. Moved from FY19 to FY20 1/15/10.
TBD	6597H	Metal Storage Building	6597H	RTBF			0	0	300		FY20	\$ 30	\$ 5	Unknown	Added 6-29-04. Moved from FY19 to FY20 1/15/10.

**Attachment E-1
Facilities Disposition Plan
(Within FVNSP/Outyear Planning Targets)**

Funding Source (1)	Facility Identification Number (FIMS) (2)	Facility Name (3)	Deferred Maintenance Identifier (3a)	Mission Dependency Program (4)	Priority Score (5)	Priority Rank (6)	Legacy Deferred Maintenance Reduction (7)	Non-Legacy Deferred Maintenance Reduction (8)	Gross Square Footage (gsf) (9)	Excess Year (10)	Estimated Disposition Year (11)	TEC to Disposition (\$000s) (12)	Yearly S&M Costs (\$000s) (13)	Contaminated (Yes or No) (14)	Notes (15)
TBD	6598	Telephone Equipment Shelter	N/A	OTHER			0	0	192		FY20	\$ 20	\$	3	Added 6-29-04. Moved from FY19 to FY20 1/15/10.
TBD	6600A	Storage Building (N Of Woz245/6584)	N/A	DHS			0	0	309		FY20	\$ 30	\$	5	Added 6-19-07. Moved from FY19 to FY20 1/10/10.
TBD	6600D	Quonset Office Bldg	N/A	DHS			0	0	192		FY20	\$ 20	\$	3	Added 6-19-07. Moved from FY19 to FY20 1/10/10.
TBD	6600F	Wooden Bldg	6600F	DHS	32	1	0	0	128		FY20	\$ 10	\$	2	Added 6-29-04. Moved from FY19 to FY20 1/15/10.
TBD	6610A	Storage Building (Mech. Boiler)	N/A	DSW	32	1	0	0	144		FY20	\$ 15	\$	2	Added 6-19-07. Moved from FY19 to FY20 1/10/10.
TBD	6625	Storage Building	N/A	OTHER			0	0	180		FY20	\$ 20	\$	3	Added 6-29-04. Moved from FY19 to FY20 1/15/10.
TBD	6630A	Storage-Bldg-S (N Of 6630)	6630A	NA			0	0	300		FY20	\$ 30	\$	5	Added 6-29-04. Moved from FY19 to FY20 1/15/10.
TBD	6630B	Storage-Bldg-S (N Of 6630)	6630B	NA			0	0	300		FY20	\$ 30	\$	5	Added 6-29-04. Moved from FY19 to FY20 1/15/10.
TBD	6630C	Storage Building (N Of 6630)	6630C	NA			0	0	300		FY20	\$ 30	\$	5	Added 6-29-04. Moved from FY19 to FY20 1/15/10.
TBD	6630D	Storage Building (Sw Of 6630)	6630D	NA			0	0	300		FY20	\$ 30	\$	5	Added 6-29-04. Moved from FY19 to FY20 1/15/10.
TBD	6635A	Storage Building	N/A	OTHER			0	0	288		FY20	\$ 30	\$	4	Added 6-19-07. Moved from FY19 to FY20 1/10/10.
TBD	6640B	Storage Building (W Of 6640)	6640B	OTHER			0	0	180		FY20	\$ 20	\$	3	Added 6-29-04. Moved from FY19 to FY20 1/19/10.
TBD	6641	Storage Building	6641	OTHER			0	0	100		FY20	\$ 10	\$	2	Added 6-29-04. Moved from FY19 to FY20 1/15/10.
TBD	6643A	Storage Building	6643A	OFO			0	0	240		FY20	\$ 25	\$	4	Added 6-29-04. Moved from FY19 to FY20 1/15/10.
TBD	6643B	Storage Building	6643B	OFO			0	0	240		FY20	\$ 25	\$	4	Added 6-29-04. Moved from FY19 to FY20 1/15/10.
TBD	6643C	Storage Building	6643C	OFO			0	0	240		FY20	\$ 25	\$	4	Added 6-29-04. Moved from FY19 to FY20 1/15/10.
TBD	6650E	Storage Building (Storage Yd W Of 6650)	N/A	DNS	32	1	0	0	64		FY20	\$ 10	\$	1	Added 6-19-07. Moved from FY19 to FY20 1/10/10.
TBD	6650F	Storage Building (E Of 6650)	N/A	DNS	32	1	0	0	124		FY20	\$ 15	\$	2	Added 6-19-07. Moved from FY19 to FY20 1/10/10.
TBD	6650G	Storage Building (E Of 6650)	N/A	DNS			0	0	192		FY20	\$ 20	\$	3	Added 6-19-07. Moved from FY19 to FY20 1/10/10.
TBD	6650H	Storage Building (E Of 6650)	N/A	DNS			0	0	160		FY20	\$ 15	\$	2	Added 6-19-07. Moved from FY19 to FY20 1/10/10.
TBD	6650I	Storage Building (Ne Of 6650)	N/A	DNS			0	0	320		FY20	\$ 30	\$	5	Added 6-19-07. Moved from FY19 to FY20 1/10/10.
TBD	6650J	Storage Building (Storage Yd W Of 6650)	N/A	DNS			0	0	240		FY20	\$ 20	\$	4	Added 6-19-07. Moved from FY19 to FY20 1/10/10.
TBD	6711	Control Bldg - (For 6710)	N/A	RTBF			0	0	300		FY20	\$ 30	\$	5	Added 6-19-07. Moved from FY19 to FY20 1/10/10.
TBD	6715A	Robotic Facility	6715A	OTHER			0	0	393		FY20	\$ 40	\$	6	Added 6-29-04. Moved from FY19 to FY20 1/15/10.
TBD	6720A	Quonset Storage Building	6720A	OTHER			0	0	175		FY20	\$ 20	\$	3	Added 6-29-04. Moved from FY19 to FY20 1/15/10.
TBD	6720B	Quonset Storage Building	6720B	OTHER			0	0	175		FY20	\$ 20	\$	3	Added 6-29-04. Moved from FY19 to FY20 1/15/10.
TBD	6720C	Storage Bldg (Was 6587R)	6720C	OTHER			0	0	288		FY20	\$ 30	\$	4	Added 6-29-04. Moved from FY19 to FY20 1/19/10.
TBD	6720D	Storage Bldg (Was 6587L)	6720D	OTHER			0	0	288		FY20	\$ 30	\$	4	Added 6-29-04. Moved from FY19 to FY20 1/19/10.
TBD	6750C	Testing Bldg	6750C	OTHER	32	1	0	0	64		FY20	\$ 40	\$	1	Added 6-29-04. Moved from FY19 to FY20 1/15/10.
TBD	6750E	Storage Building	6750E	OTHER	32	1	0	0	120		FY20	\$ 10	\$	2	Added 6-29-04. Moved from FY19 to FY20 1/15/10.
TBD	6752	Tool & Equipment Bldg - (Ne Of 6750)	6752	OTHER			0	0	192		FY20	\$ 20	\$	3	Added 6-29-04. Moved from FY19 to FY20 1/15/10.
TBD	6900S	Storage Building (Ne Of 6922 Site)	6900S	OTHER			0	0	320		FY20	\$ 30	\$	5	Added 6-29-04. Moved from FY19 to FY20 1/15/10.

Attachment E-1
Facilities Disposition Plan
(Within FYNSP/Outyear Planning Targets)

Funding Source (1)	Facility Identification Number (FIMS) (2)	Facility Name (3)	Deferred Maintenance Identifier (3a)	Mission Dependency Program (4)	Priority Score (5)	Priority Rank (6)	Legacy Deferred Maintenance Reduction (7)	Non-Legacy Deferred Maintenance Reduction (8)	Gross Square Footage (gsf) (9)	Excess Year (10)	Estimated Disposition Year (11)	TEC to Disposition (\$000s) (12)	Yearly S&M Costs (\$000s) (13)	Contaminated (Yes or No) (14)	Notes (15)
TBD	6920A	Burn Site Shed	6920A	OTHER	32	1	2	0	120		FY20	\$ 10	\$ 2	Unknown	Added 6-29-04. Formerly 8871.
TBD	6920E	Mixed Waste Facility (Camm-10)	6920E	OTHER			0	0	264		FY20	\$ 25	\$ 4	Unknown	Added 6-29-04. Moved from FY19 to FY20
TBD	6920F	Office Bldg (E Of Rmmw)	6920F	OTHER			0	0	288		FY20	\$ 30	\$ 4	Unknown	Added 6-29-04. Moved from FY19 to FY20
TBD	6920G	Mixed Waste Facility (Camm-5)	6920G	OTHER			0	0	264		FY20	\$ 25	\$ 4	Unknown	Added 6-29-04. Moved from FY19 to FY20
TBD	6920K	Office Bldg (E Of Rmmw)	6920K	OTHER			0	0	288		FY20	\$ 30	\$ 4	Unknown	Added 6-29-04. Moved from FY19 to FY20
TBD	6920M	Storage Building (Facility Sg-14)	6920M	OTHER	32	1	0	0	140		FY20	\$ 15	\$ 2	Unknown	Added 6-29-04. Moved from FY19 to FY20
TBD	6920N	Storage Building	6920N	OTHER	32	1	0	0	140		FY20	\$ 15	\$ 2	Unknown	Added 6-29-04. Moved from FY19 to FY20
TBD	6922A	Equip Bldg	6922A	OTHER			0	0	192		FY20	\$ 20	\$ 3	Unknown	Added 6-29-04. Moved from FY19 to FY20
TBD	6922B	Storage Building	6922B	OTHER			0	0	200		FY20	\$ 20	\$ 3	Unknown	Added 6-29-04. Moved from FY19 to FY20
TBD	6922C	Air Comp Storage Bldg	6922C	OTHER			0	0	263		FY20	\$ 25	\$ 4	Unknown	Added 6-29-04. Moved from FY19 to FY20
TBD	6922D	Work Shop Bldg	6922D	OTHER			0	0	220		FY20	\$ 20	\$ 3	Unknown	Added 6-29-04. Moved from FY19 to FY20
TBD	6922E	Storage Building	6922E	OTHER			0	0	197		FY20	\$ 20	\$ 3	Unknown	Added 6-29-04. Moved from FY19 to FY20
TBD	6922G	Storage Building	6922G	OTHER			0	0	300		FY20	\$ 30	\$ 5	Unknown	Added 6-29-04. Moved from FY19 to FY20
TBD	6923	Explosive Test Facility	6923	OTHER			0	0	480		FY20	\$ 50	\$ 7	Unknown	Added 6-29-04. Moved from FY19 to FY20
TBD	6969H	Storage Bldg	6969H	OTHER			0	0	280		FY20	\$ 30	\$ 4	Unknown	Added 6-29-04. Moved from FY19 to FY20
TBD	8015A	Storage Building	8015A	OTHER			0	0	75		FY20	\$ 10	\$ 1	Unknown	Added 6-29-04. Moved from FY19 to FY20
TBD	802C	Guard Booth - Gate 1	802C	DNS	33	1	0	0	28		FY20	\$ 10	\$ 0	Unknown	Added 6-29-04. Moved from FY19 to FY20
TBD	806A	Guard House	806A	OTHER			0	0	53		FY20	\$ 10	\$ 1	Unknown	Added 6-29-04. Moved from FY19 to FY20
TBD	808A	Storage Building	808A	NPV			0	0	393		FY20	\$ 40	\$ 6	Unknown	Added 6-29-04. Moved from FY19 to FY20
TBD	808B	Storage Building	808B	NPV			0	0	213		FY20	\$ 20	\$ 3	Unknown	Added 6-29-04. Moved from FY19 to FY20
TBD	808C	Storage Building	808C	NPV			0	0	296		FY20	\$ 30	\$ 4	Unknown	Added 6-29-04. Moved from FY19 to FY20
TBD	821A	Guard Station - Gate 10	821A	DNS	33	1	0	0	242		FY20	\$ 25	\$ 4	Unknown	Added 6-29-04. Moved from FY19 to FY20
TBD	821B	Guard Booth - Gate 10	821B	DNS	33	1	0	0	25		FY20	\$ 10	\$ 0	Unknown	Added 6-29-04. Moved from FY19 to FY20
TBD	826A	Metal Storage Building (West Of 820)	826A	DNS			0	0	240		FY20	\$ 25	\$ 4	Unknown	Added 6-29-04. Moved from FY19 to FY20
TBD	831	Medical	831	RTBF			0	1,182	13,844		FY20	\$ 1,000	\$ 208	Unknown	Added 6-4-04. Moved from FY11 1-20-06. Moved from FY15 1-10-07. Moved from FY19 to FY20
TBD	831A	Metal Storage Bldg	831A	RTBF			0	0	32		FY20	\$ 5	\$ 0	Unknown	Added 6-4-04. Moved from FY11 1-20-06. Moved from FY15 1-10-07. Moved from FY19 to FY20
TBD	832	Personnel-Benefits-Equal	832	OTHER			0	46	15,877		FY20	\$ 1,250	\$ 238	Unknown	Added 6-4-04. Moved from FY11 1-20-06. Moved from FY15 1-10-07. Moved from FY19 to FY20
TBD	832A	Storage Shed	832A	OTHER			0	0	196		FY20	\$ 10	\$ 3	Unknown	Added 6-4-04. Moved from FY11 1-20-06. Moved from FY15 1-10-07. Moved from FY19 to FY20
TBD	833C	Solar Test Fac	833C	NA			0	0	300		FY20	\$ 30	\$ 5	Unknown	Added 6-29-04. Moved from FY19 to FY20
TBD	833F	Storage Building	833F	NA			0	0	288		FY20	\$ 30	\$ 4	Unknown	Added 6-29-04. Moved from FY19 to FY20
TBD	840A	Mechanical Bldg	840A	RTBF			0	0	252		FY20	\$ 25	\$ 4	Unknown	Added 6-29-04. Moved from FY19 to FY20

Attachment E-1
Facilities Disposition Plan
(Within FVNSP/Outyear Planning Targets)

Funding Source (1)	Facility Identification Number (FIMS) (2)	Facility Name (3)	Deferred Maintenance Identifier (3a)	Mission Dependency Program (4)	Priority Score (5)	Priority Rank (6)	Legacy/Deferred Maintenance Reduction (7)	Non-Legacy/Deferred Maintenance Reduction (8)	Gross Square Footage (gsf) (9)	Excess Year (10)	Estimated Disposition Year (11)	TEC to Disposition (\$000s) (12)	Yearly S&M Costs (\$000s) (13)	Contaminated (Yes or No) (14)	Notes (15)
TBD	840B	Equip Bldg	840B	OTHER			0	0	160		FY20	\$ 15	\$ 2	Unknown	Added 6-29-04. Moved from FY19 to FY20 1/15/10.
TBD	840C	Equip Bldg	840C	OTHER			0	0	195		FY20	\$ 20	\$ 3	Unknown	Added 6-29-04. Moved from FY19 to FY20 1/15/10.
TBD	841B	Storage Bldg	841B	OTHER			0	0	120		FY20	\$ 10	\$ 2	Unknown	Added 6-29-04. Moved from FY19 to FY20 1/15/10.
TBD	847B	Storage Building	847B	OTHER			0	0	300		FY20	\$ 30	\$ 5	Unknown	Added 6-29-04. Moved from FY19 to FY20 1/15/10.
TBD	847C	Steam Equip Bldg	847C	OTHER			0	0	83		FY20	\$ 10	\$ 1	Unknown	Added 6-29-04. Moved from FY19 to FY20 1/15/10.
TBD	853D	Storage Building	853D	NA			0	0	341		FY20	\$ 30	\$ 5	Unknown	Added 6-29-04. Moved from FY19 to FY20 1/15/10.
TBD	858L	858 Safety Building	858L	OTHER			0	0	178		FY20	\$ 20	\$ 3	Unknown	Added 6-29-04. Moved from FY19 to FY20 1/15/10.
TBD	860	Environmental Test Lab	N/A	DSW			0	344	55,988		FY20	\$ 600	\$ 840	Unknown	Added 2-13-08. May be related to SISSELL I. Moved from FY19 to FY20 1/10/10.
TBD	860A	Equip Bldg A	860A	DSW			0	0	300		FY20	\$ 30	\$ 5	Unknown	Added 2-13-08. May be related to SISSELL I. Moved from FY19 to FY20 1/10/10.
TBD	860B	Metal Storage Bldg	860B	DSW			0	0	199		FY20	\$ 20	\$ 3	Unknown	Added 2-13-08. May be related to SISSELL I. Moved from FY19 to FY20 1/10/10.
TBD	860C	Air Compressor Bldg	860C	DSW			0	0	210		FY20	\$ 20	\$ 3	Unknown	Added 6-29-04. Moved from FY19 to FY20 1/15/10.
TBD	860D	Air Compressor Bldg	860D	DSW			0	0	120		FY20	\$ 10	\$ 2	Unknown	Added 6-29-04. Moved from FY09 2-1-08. Moved from FY19 to FY20 1/15/10.
TBD	860E	Equip Bldg - N Of 860	860E	DSW			0	0	328		FY20	\$ 30	\$ 5	Unknown	Added 6-29-04. Moved from FY09 2-1-08. Moved from FY19 to FY20 1/15/10.
TBD	860F	Staging Area Building	860F	DSW			0	0	194		FY20	\$ 20	\$ 3	Unknown	Added 6-29-04. Moved from FY09 2-1-08. Moved from FY19 to FY20 1/15/10.
TBD	861A	General Storage	861A	OTHER			0	0	288		FY20	\$ 30	\$ 4	Unknown	Added 6-29-04. Moved from FY19 to FY20 1/15/10.
TBD	865	Aerothermodynamics Lab	865	ENG			0	0	20,378		FY20	\$ 2,000	\$ 306	Unknown	Moved from FY10 1-9-06. Moved from FY19 to FY20 1/15/10.
TBD	865A	Equipment Bldg 865	865A	ENG			0	0	420		FY20	\$ 40	\$ 6	Unknown	Added 6-29-04. Moved from FY19 to FY20 1/15/10.
TBD	865B	Room 30A(Bou) & Room 30B (TOB)	865B	ENG			0	0	198		FY20	\$ 20	\$ 3	Unknown	Added 6-29-04. Moved from FY19 to FY20 1/15/10.
TBD	866A	Storage Building (Facility Sig Yd)	866A	OTHER			0	0	125		FY20	\$ 10	\$ 2	Unknown	Added 6-29-04. Moved from FY19 to FY20 1/15/10.
TBD	866B	Storage Building (Facility Sig Yd)	866B	OTHER			0	0	400		FY20	\$ 40	\$ 6	Unknown	Added 6-29-04. Moved from FY19 to FY20 1/15/10.
TBD	870D	Storage Building (W Of 870)	870D	DSW			0	0	285		FY20	\$ 30	\$ 4	Unknown	Added 6-29-04. Moved from FY19 to FY20 1/15/10.
TBD	870E	Metal Storage Building (East Of 870C)	870E	DSW			0	0	336		FY20	\$ 30	\$ 5	Unknown	Added 6-29-04. Moved from FY19 to FY20 1/15/10.
TBD	870F	Storage Building	870F	OTHER			0	0	309		FY20	\$ 30	\$ 5	Unknown	Added 6-29-04. Moved from FY19 to FY20 1/15/10.
TBD	870G	Portable Bldg (See Of 928)	870G	OTHER			0	0	92		FY20	\$ 10	\$ 1	Unknown	Added 6-29-04. Moved from FY19 to FY20 1/15/10.
TBD	872A	Storage Bldg (S Of 872)	872A	DSW			0	0	300		FY20	\$ 30	\$ 5	Unknown	Added 6-29-04. Moved from FY19 to FY20 1/15/10.
TBD	872B	Metal Storage-Bldg (S Of 872)	872B	DSW			0	0	300		FY20	\$ 30	\$ 5	Unknown	Added 6-29-04. Moved from FY19 to FY20 1/15/10.
TBD	872C	Wooden Storage Bldg. (S Of 872B)	872C	OTHER			0	0	40		FY20	\$ 10	\$ 1	Unknown	Added 6-29-04. Moved from FY19 to FY20 1/15/10.
TBD	8809	Storage Basement	N/A	OTHER			0	0	290		FY20	\$ 30	\$ 4	Unknown	Added 6-29-04. Moved from FY19 to FY20 1/15/10.
TBD	880B	Storage Building	880B	OTHER			0	0	62		FY20	\$ 10	\$ 1	Unknown	Added 6-29-04. Moved from FY19 to FY20 1/15/10.
TBD	880C	General Storage	880C	OTHER		34	0	0	62		FY20	\$ 10	\$ 1	Unknown	Added 6-29-04. Moved from FY19 to FY20 1/15/10.
TBD	880E	Storage Building (S Of 880)	880E	OTHER			0	0	300		FY20	\$ 30	\$ 5	Unknown	Added 6-29-04. Moved from FY19 to FY20 1/15/10.
TBD	8810	Bldg Basement	8810	RTBF			0	0	199		FY20	\$ 20	\$ 3	Unknown	Added 6-29-04. Moved from FY19 to FY20 1/15/10.

**Attachment E-1
Facilities Disposition Plan
(Within FVNSP/Outyear Planning Targets)**

Funding Source (1)	Facility Identification Number (FIMS) (2)	Facility Name (3)	Deferred Maintenance Identifier (3a)	Mission Dependency Program (4)	Priority Score (5)	Priority Rank (6)	Legacy Deferred Maintenance Reduction (7)	Non-Legacy Deferred Maintenance Reduction (8)	Gross Square Footage (gsf) (9)	Excess Year (10)	Estimated Disposition Year (11)	TEC to Disposition (\$000s) (12)	Yearly S&M Costs (\$000s) (13)	Contaminated (Yes or No) (14)	Notes (15)	
TBD	885A	Mechanical Equipment Bldg.	885A	OTHER	34	1	0	0	134		FY20	\$ 15	\$	2	Unknown	Added 6-29-04. Moved from FY19 to FY20 1/15/10.
TBD	8862	Metel Key Services Building E Of 8650	8862	OTHER			0	0	80		FY20	\$ 10	\$	1	Unknown	Added 6-29-04. Moved from FY19 to FY20 1/15/10.
TBD	8864	865 Pump House	8864	OTHER			0	0	173		FY20	\$ 15	\$	3	Unknown	Added 6-29-04. Moved from FY19 to FY20 1/15/10.
TBD	887B	Storage Building (Facility)	887B	OTHER			0	0	320		FY20	\$ 30	\$	5	Unknown	Added 6-29-04. Moved from FY19 to FY20 1/15/10.
TBD	887C	Quonset Sig Bldg. (Facility)	887C	OTHER			0	0	180		FY20	\$ 15	\$	3	Unknown	Added 6-29-04. Moved from FY19 to FY20 1/15/10.
TBD	887F	Quonset Sig Bldg. (Facility)	887F	OTHER			0	0	175		FY20	\$ 15	\$	3	Unknown	Added 6-29-04. Moved from FY19 to FY20 1/15/10.
TBD	8895A	Storage Building	8895A	OTHER		34	0	0	63		FY20	\$ 10	\$	1	Unknown	Added 6-29-04. Moved from FY19 to FY20 1/15/10.
TBD	8895B	Guard Building E Of 8895	8895B	OTHER			0	0	157		FY20	\$ 15	\$	2	Unknown	Added 6-29-04. Moved from FY19 to FY20 1/15/10.
TBD	928-1	Storage Building (Facility)	928-1	OTHER			0	0	288		FY20	\$ 30	\$	4	Unknown	Added 6-29-04. FACILITY STG. YD. Moved from FY19 to FY20 1/15/10.
TBD	928-2	Storage Building (Facility)	928-2	OTHER			0	0	288		FY20	\$ 30	\$	4	Unknown	Added 6-29-04. FACILITY STG. YD. Moved from FY19 to FY20 1/15/10.
TBD	928-3	Storage Building (Facility)	928-3	OTHER			0	0	288		FY20	\$ 30	\$	4	Unknown	Added 6-29-04. FACILITY STG. YD. Moved from FY19 to FY20 1/15/10.
TBD	928-4	Storage Building	928-4	OTHER			0	0	288		FY20	\$ 30	\$	4	Unknown	Added 6-29-04. Moved from FY19 to FY20 1/15/10.
TBD	928-5	Storage Building	928-5	OTHER			0	0	288		FY20	\$ 30	\$	4	Unknown	Added 6-29-04. Moved from FY19 to FY20 1/15/10.
TBD	928-6	Storage Building	928-6	OTHER			0	0	288		FY20	\$ 30	\$	4	Unknown	Added 6-29-04. Moved from FY19 to FY20 1/15/10.
TBD	928-7	Storage Building (Facility)	928-7	OTHER			0	0	288		FY20	\$ 30	\$	4	Unknown	Added 6-29-04. FACILITY STG. YD. Moved from FY19 to FY20 1/15/10.
TBD	952A	Telescope Bldg	952A	NPV			0	0	256		FY20	\$ 25	\$	4	Unknown	Added 6-29-04. Moved from FY19 to FY20 1/15/10.
TBD	952G	Round Steel Telescope Bldg	952G	NPV			0	0	79		FY20	\$ 10	\$	1	Unknown	Added 6-29-04. Moved from FY19 to FY20 1/15/10.
TBD	953A	Storage Building (Facility)	953A	OTHER			0	0	156		FY20	\$ 15	\$	2	Unknown	Added 6-29-04. FACILITY STG. YD. Moved from FY19 to FY20 1/15/10.
TBD	953B	Quonset Sig Bldg. (Facility)	953B	OTHER			0	0	175		FY20	\$ 15	\$	3	Unknown	Added 6-29-04. FACILITY STG. YD. Moved from FY19 to FY20 1/15/10.
TBD	953C	Storage Building (Facility)	953C	OTHER			0	0	288		FY20	\$ 30	\$	4	Unknown	Added 6-29-04. FACILITY STG. YD. Moved from FY19 to FY20 1/15/10.
TBD	953D	Quonset Sig Bldg. (Facility)	953D	OTHER			0	0	175		FY20	\$ 15	\$	3	Unknown	Added 6-29-04. FACILITY STG. YD. Moved from FY19 to FY20 1/15/10.
TBD	953G	Storage Building (Facility)	953G	OTHER			0	0	288		FY20	\$ 30	\$	4	Unknown	Added 6-29-04. FACILITY STG. YD. Moved from FY19 to FY20 1/15/10.
TBD	953H	Storage Building (Facility)	953H	OTHER			0	0	161		FY20	\$ 15	\$	2	Unknown	Added 6-29-04. FACILITY STG. YD. Moved from FY19 to FY20 1/15/10.
TBD	953I	Storage Building (Facility)	953I	OTHER			0	0	175		FY20	\$ 15	\$	3	Unknown	Added 6-29-04. FACILITY STG. YD. Moved from FY19 to FY20 1/15/10.
TBD	953J	Storage Building (Facility)	953J	OTHER			0	0	175		FY20	\$ 15	\$	3	Unknown	Added 6-29-04. FACILITY STG. YD. Moved from FY19 to FY20 1/15/10.
TBD	953K	Storage Building (Facility)	953K	OTHER			0	0	288		FY20	\$ 30	\$	4	Unknown	Added 6-29-04. FACILITY STG. YD. Moved from FY19 to FY20 1/15/10.
TBD	953L	Storage Building (Facility)	953L	OTHER			0	0	288		FY20	\$ 30	\$	4	Unknown	Added 6-29-04. FACILITY STG. YD. Moved from FY19 to FY20 1/15/10.
TBD	953M	Storage Building (Facility)	953M	OTHER			0	0	288		FY20	\$ 30	\$	4	Unknown	Added 6-29-04. FACILITY STG. YD. Moved from FY19 to FY20 1/15/10.
TBD	953N	Storage Building (Facility)	953N	OTHER			0	0	288		FY20	\$ 30	\$	4	Unknown	Added 6-29-04. FACILITY STG. YD. Moved from FY19 to FY20 1/15/10.
TBD	953O	Storage Building (Facility)	953O	OTHER			0	0	288		FY20	\$ 30	\$	4	Unknown	Added 6-29-04. FACILITY STG. YD. Moved from FY19 to FY20 1/15/10.
TBD	953P	Storage Building (Facility)	953P	OTHER			0	0	288		FY20	\$ 30	\$	4	Unknown	Added 6-29-04. FACILITY STG. YD. Moved from FY19 to FY20 1/15/10.
TBD	953Q	Storage Building (Facility)	953Q	OTHER			0	0	288		FY20	\$ 30	\$	4	Unknown	Added 6-29-04. FACILITY STG. YD. Moved from FY19 to FY20 1/15/10.
TBD	953R	Storage Building	953R	OTHER			0	0	160		FY20	\$ 15	\$	2	Unknown	Added 6-29-04. Moved from FY19 to FY20 1/15/10.

**Attachment E-1
Facilities Disposition Plan
(Within FYNSP/Outyear Planning Targets)**

Funding Source (1)	Facility Identification Number (FIMS) (2)	Facility Name (3)	Deferred Maintenance Identifier (3a)	Mission Dependency Program (4)	Priority Score (5)	Priority Rank (6)	Legacy Deferred Maintenance Reduction (7)	Non-Legacy Deferred Maintenance Reduction (8)	Gross Square Footage (gsf) (9)	Excess Year (10)	Estimated Disposition Year (11)	TEC to Disposition (\$000s) (12)	Yearly S&M Costs (\$000s) (13)	Contaminated (Yes or No) (14)	Notes (15)
TBD	953S	Storage Building	953S	OTHER			0	0	160		FY20	\$ 15	\$ 2	Unknown	Added 6-29-04. Moved from FY19 to FY20 11/5/10.
TBD	953T	Storage Building (Facility Sg.Yd)	953T	OTHER			0	0	336		FY20	\$ 30	\$ 5	Unknown	Added 6-29-04. Moved from FY19 to FY20 11/5/10.
TBD	953U	Storage Building (Facility Sg.Yd)	953U	OTHER			0	0	336		FY20	\$ 30	\$ 5	Unknown	Added 6-29-04. Moved from FY19 to FY20 11/5/10.
TBD	953V	Storage Building (Facility Sg.Yd)	953V	OTHER			0	0	277		FY20	\$ 30	\$ 4	Unknown	Added 6-29-04. Moved from FY19 to FY20 11/5/10.
TBD	953W	Storage Building (Facility Sg.Yd)	953W	OTHER			0	0	332		FY20	\$ 30	\$ 5	Unknown	Added 6-29-04. Moved from FY19 to FY20 11/5/10.
TBD	954B	Storage Building (W Of 894.Gardner Yd)	954B	OTHER			0	0	192		FY20	\$ 20	\$ 3	Unknown	Added 6-29-04. Moved from FY19 to FY20 11/5/10.
TBD	954C	Storage Building (Facility Sg.Yd) 4J	954C	OTHER			0	0	288		FY20	\$ 30	\$ 4	Unknown	Added 6-29-04. Moved from FY19 to FY20 11/5/10.
TBD	954D	Storage Building (W Of 894.Gardner Yd)	954D	OTHER			0	0	288		FY20	\$ 30	\$ 4	Unknown	Added 6-29-04. Moved from FY19 to FY20 11/5/10.
TBD	954E	Storage Building (Facility Sg.Yd)	954E	OTHER			0	0	288		FY20	\$ 30	\$ 4	Unknown	Added 6-29-04. Moved from FY19 to FY20 11/5/10.
TBD	954F	Storage Building (Facility Sg.Yd)	954F	OTHER			0	0	320		FY20	\$ 30	\$ 5	Unknown	Added 6-29-04. Moved from FY19 to FY20 11/5/10.
TBD	954I	Storage Building (Facility Sg.Yd)	954I	OTHER			0	0	288		FY20	\$ 30	\$ 4	Unknown	Added 6-29-04. Moved from FY19 to FY20 11/5/10.
TBD	954J	Storage Building (Facility Sg.Yd)	954J	OTHER			0	0	288		FY20	\$ 30	\$ 4	Unknown	Added 6-29-04. Moved from FY19 to FY20 11/5/10.
TBD	954K	Quonset Sig Bldg (Facility Sg.Yd)	954K	OTHER			0	0	175		FY20	\$ 15	\$ 3	Unknown	Added 6-29-04. Moved from FY19 to FY20 11/5/10.
TBD	954M	Storage Building (Facility Sg.Yd)	954M	OTHER			0	0	418		FY20	\$ 40	\$ 6	Unknown	Added 6-29-04. Moved from FY19 to FY20 11/5/10.
TBD	954N	Storage Building (Facility Sg.Yd)	954N	OTHER			0	0	200		FY20	\$ 20	\$ 3	Unknown	Added 6-29-04. Moved from FY19 to FY20 11/5/10.
TBD	954P	Storage Building (Facility Sg.Yd)	954P	OTHER			0	0	288		FY20	\$ 30	\$ 4	Unknown	Added 6-29-04. Moved from FY19 to FY20 11/5/10.
TBD	954Q	Storage Building (Facility Sg.Yd)	954Q	OTHER			0	0	288		FY20	\$ 30	\$ 4	Unknown	Added 6-29-04. Moved from FY19 to FY20 11/5/10.
TBD	954R	Storage Building (Facility Sg.Yd)	954R	OTHER			0	0	288		FY20	\$ 30	\$ 4	Unknown	Added 6-29-04. Moved from FY19 to FY20 11/5/10.
TBD	954S	Quonset Sig Bldg (Facility Sg.Yd)	954S	OTHER			0	0	278		FY20	\$ 30	\$ 4	Unknown	Added 6-29-04. Moved from FY19 to FY20 11/5/10.
TBD	954T	Quonset Sig Bldg (Facility Sg.Yd)	954T	OTHER			0	0	175		FY20	\$ 15	\$ 3	Unknown	Added 6-29-04. Moved from FY19 to FY20 11/5/10.
TBD	954U	Office Building (Facility Sg.Yd)	954U	OTHER			0	0	101		FY20	\$ 10	\$ 2	Unknown	Added 6-29-04. Moved from FY19 to FY20 11/5/10.
TBD	954V	Quonset Sig Bldg (Facility Sg.Yd)	954V	OTHER			0	0	175		FY20	\$ 15	\$ 3	Unknown	Added 6-29-04. Moved from FY19 to FY20 11/5/10.
TBD	954W	Storage Building (Facility Sg.Yd)	954W	OTHER			0	0	177		FY20	\$ 15	\$ 3	Unknown	Added 6-29-04. Moved from FY19 to FY20 11/5/10.
TBD	956D	Storage Building (N Of 956) Sg.Yd)	956D	DNS			0	0	160		FY20	\$ 15	\$ 2	Unknown	Added 6-29-04. Moved from FY19 to FY20 11/5/10.
TBD	957D	Explosive & Flam Mtl Storage	957D	OTHER			0	0	348		FY20	\$ 35	\$ 5	Unknown	Added 6-29-04. Moved from FY19 to FY20 11/5/10.
TBD	957E	Guard House	957E	OTHER			0	0	114		FY20	\$ 10	\$ 2	Unknown	Added 6-29-04. Moved from FY19 to FY20 11/5/10.
TBD	958	Waste Mgt Facility - Storage	958	RTBF			0	0	3,681		FY20	\$ 200	\$ 55	Unknown	Added 6-7-04. Moved from FY07 2-8-05. Moved from FY08 1-9-06. Moved from FY09 1-15-08. HMF cancelled. Moved from FY19 to FY20 11/5/10.
TBD	958H	Storage Building	958H	OTHER			0	0	1,235		FY20	\$ 75	\$ 19	Unknown	Added 6-7-04. Moved from FY07 2-8-05. Moved from FY08 1-9-06. Moved from FY09 1-15-08. HMF cancelled. Moved from FY19 to FY20 11/5/10.
TBD	959	Waste Mgt Facility	959	RTBF			0	0	1,911		FY20	\$ 100	\$ 29	Unknown	Added 6-7-04. Moved from FY07 2-8-05. Moved from FY08 1-9-06. Moved from FY09 1-15-08. HMF cancelled. Moved from FY19 to FY20 11/5/10.

**Attachment E-1
Facilities Disposition Plan
(Within FYNSP/Outyear Planning Targets)**

Funding Source (1)	Facility Identification Number (FMS) (2)	Facility Name (3)	Deferred Maintenance Identifier (3a)	Mission Dependency Program (4)	Priority Score (5)	Priority Rank (6)	Legacy Deferred Maintenance Reduction (7)	Non-Legacy Deferred Maintenance Reduction (8)	Gross Square Footage (gsf) (9)	Excess Year (10)	Estimated Disposition Year (11)	TEC to Disposition (\$000s) (12)	Yearly S&M Costs (\$000s) (13)	Contaminated (Yes or No) (14)	Notes (15)
TBD	959A	Storage Building (E Of 959)	959A	OTHER			0	0	160		FY20	\$ 10	\$ 2	Unknown	Added 6-7-04. Moved from FY07 2-8-05. Moved from FY08 1-9-06. Moved from FY09 1-15-08 HMF cancelled. Moved from FY19 to FY20
TBD	959B	Storage Building (Ss Of 959H)	959B	OTHER			0	0	160		FY20	\$ 10	\$ 2	Unknown	Added 6-7-04. Moved from FY07 2-8-05. Moved from FY08 1-9-06. Moved from FY09 1-15-08 HMF cancelled. Moved from FY19 to FY20
TBD	959C	Storage Building (Se Of 959)	959C	OTHER			0	0	160		FY20	\$ 10	\$ 2	Unknown	Added 6-7-04. Moved from FY07 2-8-05. Moved from FY08 1-9-06. Moved from FY09 1-15-08 HMF cancelled. Moved from FY19 to FY20
TBD	959D	Storage Building (E Of 959)	959D	OTHER			0	0	120		FY20	\$ 10	\$ 2	Unknown	Added 6-7-04. Moved from FY07 2-8-05. Moved from FY08 1-9-06. Moved from FY09 1-15-08 HMF cancelled. Moved from FY19 to FY20
TBD	959E	Storage Building (E Of 959)	959E	OTHER			0	0	160		FY20	\$ 10	\$ 2	Unknown	Added 6-7-04. Moved from FY07 2-8-05. Moved from FY08 1-9-06. Moved from FY09 1-15-08 HMF cancelled. Moved from FY19 to FY20
TBD	959F	Storage Building (E Of 959)	959F	OTHER			0	0	160		FY20	\$ 10	\$ 2	Unknown	Added 6-7-04. Moved from FY07 2-8-05. Moved from FY08 1-9-06. Moved from FY09 1-15-08 HMF cancelled. Moved from FY19 to FY20
TBD	959G	Storage Building (E Of 959)	959G	OTHER			0	0	160		FY20	\$ 10	\$ 2	Unknown	Added 6-7-04. Moved from FY07 2-8-05. Moved from FY08 1-9-06. Moved from FY09 1-15-08 HMF cancelled. Moved from FY19 to FY20
TBD	961B	Storage-Bldg-W	961B	OTHER			0	0	300		FY20	\$ 30	\$ 5	Unknown	Added 6-29-04. Moved from FY19 to FY20
TBD	961C	Storage Bldg-C	961C	RTBF			0	0	300		FY20	\$ 30	\$ 5	Unknown	Added 6-29-04. Moved from FY19 to FY20
TBD	961D	Storage-Bldg-D	961D	RTBF			0	0	300		FY20	\$ 30	\$ 5	Unknown	Added 6-29-04. Moved from FY19 to FY20
TBD	961E	Storage Building	961E	OTHER			0	0	300		FY20	\$ 30	\$ 5	Unknown	Added 6-29-04. Moved from FY19 to FY20
TBD	961F	Storage-Bldg-F	961F	OTHER			0	0	300		FY20	\$ 30	\$ 5	Unknown	Added 6-29-04. Moved from FY19 to FY20
TBD	961G	Storage Bldg-G	961G	OTHER			0	0	300		FY20	\$ 30	\$ 5	Unknown	Added 6-29-04. Moved from FY19 to FY20
TBD	961H	Storage Bldg-H	961H	OTHER			0	0	300		FY20	\$ 30	\$ 5	Unknown	Added 6-29-04. Moved from FY19 to FY20
TBD	961I	Storage Building	961I	OTHER			0	0	300		FY20	\$ 30	\$ 5	Unknown	Added 6-29-04. Moved from FY19 to FY20
TBD	961K	Storage Building	961K	OTHER			0	0	300		FY20	\$ 30	\$ 5	Unknown	Added 6-29-04. Moved from FY19 to FY20
TBD	961L	Storage Building	961L	OTHER			0	0	300		FY20	\$ 30	\$ 5	Unknown	Added 6-29-04. Moved from FY19 to FY20
TBD	961M	Storage Building	961M	OTHER			0	0	300		FY20	\$ 30	\$ 5	Unknown	Added 6-29-04. Moved from FY19 to FY20
TBD	961N	Storage Building	961N	OTHER			0	0	300		FY20	\$ 30	\$ 5	Unknown	Added 6-29-04. Moved from FY19 to FY20
TBD	961P	Storage Building	961P	OTHER			0	0	300		FY20	\$ 30	\$ 5	Unknown	Added 6-29-04. Moved from FY19 to FY20
TBD	963C	Storage Building (1)	963C	OTHER			0	0	150		FY20	\$ 15	\$ 2	Unknown	Added 6-29-04. Moved from FY19 to FY20
TBD	963D	Storage Building (2)	963D	OTHER			0	0	150		FY20	\$ 15	\$ 2	Unknown	Added 6-29-04. Moved from FY19 to FY20
TBD	963E	Storage Building (3) (N Of 963)	963E	OTHER			0	0	150		FY20	\$ 15	\$ 2	Unknown	Added 6-29-04. Moved from FY19 to FY20
TBD	963F	Storage Building (4)	963F	OTHER			0	0	150		FY20	\$ 15	\$ 2	Unknown	Added 6-29-04. Moved from FY19 to FY20
TBD	963G	Storage Building (5)	963G	OTHER			0	0	150		FY20	\$ 15	\$ 2	Unknown	Added 6-29-04. Moved from FY19 to FY20
TBD	963H	Storage Building (6)	963H	OTHER			0	0	150		FY20	\$ 15	\$ 2	Unknown	Added 6-29-04. Moved from FY19 to FY20

**Attachment E-1
Facilities Disposition Plan
(Within FVNSPIO/year Planning Targets)**

Funding Source (1)	Facility Identification Number (FIMS) (2)	Facility Name (3)	Deferred Maintenance Identifier (3a)	Mission Dependency Program (4)	Priority Score (5)	Priority Rank (6)	Legacy Deferred Maintenance Reduction (7)	Non-Legacy Deferred Maintenance Reduction (8)	Gross Square Footage (gsf) (9)	Excess Year (10)	Estimated Disposition Year (11)	TEC to Disposition (\$000s) (12)	Yearly SAM Costs (\$000s) (13)	Contaminated (Yes or No) (14)	Notes (15)
TBD	9631	Storage Building (7)	9631	OTHER			0	0	150		FY20	\$ 15	\$ 2	Unknown	Added 6-29-04. Moved from FY19 to FY20 1/15/10.
TBD	963J	Storage Building (8)	963J	OTHER			0	0	150		FY20	\$ 15	\$ 2	Unknown	Added 6-29-04. Moved from FY19 to FY20 1/15/10.
TBD	963K	Storage Building (9)	963K	OTHER			0	0	150		FY20	\$ 15	\$ 2	Unknown	Added 6-29-04. Moved from FY19 to FY20 1/15/10.
TBD	963L	Storage Building (10)	963L	OTHER			0	0	150		FY20	\$ 15	\$ 2	Unknown	Added 6-29-04. Moved from FY19 to FY20 1/15/10.
TBD	963M	Storage Building (11)	963M	OTHER			0	0	150		FY20	\$ 15	\$ 2	Unknown	Added 6-29-04. Moved from FY19 to FY20 1/15/10.
TBD	963N	Storage Building (12)	963N	OTHER			0	0	150		FY20	\$ 15	\$ 2	Unknown	Added 6-29-04. Moved from FY19 to FY20 1/15/10.
TBD	963O	Storage Building (13)	963O	OTHER			0	0	150		FY20	\$ 15	\$ 2	Unknown	Added 6-29-04. Moved from FY19 to FY20 1/15/10.
TBD	963P	Storage Building (14)	963P	OTHER			0	0	150		FY20	\$ 15	\$ 2	Unknown	Added 6-29-04. Moved from FY19 to FY20 1/15/10.
TBD	963Q	Storage Building (15)	963Q	OTHER			0	0	150		FY20	\$ 15	\$ 2	Unknown	Added 6-29-04. Moved from FY19 to FY20 1/15/10.
TBD	963R	Storage Building (3) (N Of 963)	963R	OTHER			0	0	108		FY20	\$ 10	\$ 2	Unknown	Added 6-29-04. Moved from FY19 to FY20 1/15/10.
TBD	965A	Storage Building	965A	DOD			0	0	96		FY20	\$ 10	\$ 1	Unknown	Added 6-29-04. Moved from FY19 to FY20 1/15/10.
TBD	965S	Quonset Storage Bldg	965S	DOD			0	0	180		FY20	\$ 10	\$ 3	Unknown	Added 6-29-04. Moved from FY19 to FY20 1/15/10.
TBD	965U	Storage Building	965U	DOD			0	0	120		FY20	\$ 10	\$ 2	Unknown	Added 6-29-04. Moved from FY19 to FY20 1/15/10.
TBD	965V	Storage Building	965V	DOD			0	0	264		FY20	\$ 25	\$ 4	Unknown	Added 6-29-04. Moved from FY19 to FY20 1/15/10.
TBD	967A	Storage Building	967A	OTHER			0	0	90		FY20	\$ 10	\$ 1	Unknown	Added 6-29-04. Moved from FY19 to FY20 1/15/10.
TBD	970B	Storage Building (Sw Of 970)	970B	SCI			0	0	300		FY20	\$ 30	\$ 5	Unknown	Added 6-29-04. Moved from FY19 to FY20 1/15/10.
TBD	970C	Storage Building (Sw Of 970)	970C	SCI			0	0	300		FY20	\$ 30	\$ 5	Unknown	Added 6-29-04. Moved from FY19 to FY20 1/15/10.
TBD	970D	Storage Building (Sw Of 970)	970D	SCI			0	0	300		FY20	\$ 30	\$ 5	Unknown	Added 6-29-04. Moved from FY19 to FY20 1/15/10.
TBD	970E	Storage Building (Sw Of 970)	970E	SCI			0	0	300		FY20	\$ 30	\$ 5	Unknown	Added 6-29-04. Moved from FY19 to FY20 1/15/10.
TBD	970F	Storage Building (Sw Of 970)	970F	SCI			0	0	300		FY20	\$ 30	\$ 5	Unknown	Added 6-29-04. Moved from FY19 to FY20 1/15/10.
TBD	970G	Storage Building (Sw Of 970)	970G	SCI			0	0	300		FY20	\$ 30	\$ 5	Unknown	Added 6-29-04. Moved from FY19 to FY20 1/15/10.
TBD	970H	Storage Building (Sw Of 970)	970H	SCI			0	0	300		FY20	\$ 30	\$ 5	Unknown	Added 6-29-04. Moved from FY19 to FY20 1/15/10.
TBD	970I	Storage Building (Sw Of 970)	970I	SCI			0	0	300		FY20	\$ 30	\$ 5	Unknown	Added 6-29-04. Moved from FY19 to FY20 1/15/10.
TBD	970J	Storage Building (Sw Of 970)	970J	SCI			0	0	300		FY20	\$ 30	\$ 5	Unknown	Added 6-29-04. Moved from FY19 to FY20 1/15/10.
TBD	970K	Storage Building (Sw Of 970)	970K	SCI			0	0	300		FY20	\$ 30	\$ 5	Unknown	Added 6-29-04. Moved from FY19 to FY20 1/15/10.
TBD	970L	Metal Storage	970L	SCI			0	0	280		FY20	\$ 30	\$ 4	Unknown	Located at Kiech site. Moved from FY19 to FY20 1/15/10.
TBD	980B	Office Building	980B	OTHER			0	0	121		FY20	\$ 10	\$ 2	Unknown	Added 6-29-04. Moved from FY19 to FY20 1/15/10.
TBD	980C	Storage Building (Fire Ex W Of 980)	980C	OTHER			0	0	60		FY20	\$ 10	\$ 1	Unknown	Added 6-29-04. Moved from FY19 to FY20 1/15/10.
TBD	981-1	Fluid Cooler & Storage Bldg	981-1	DSW			0	0	300		FY20	\$ 30	\$ 5	Unknown	Added 6-29-04. Moved from FY19 to FY20 1/15/10.
TBD	981-10	Haz Waste Storage Bldg	981-10	DSW			0	0	62		FY20	\$ 10	\$ 1	Unknown	Added 6-29-04. Moved from FY19 to FY20 1/15/10.
TBD	981-11	Haz Waste Storage Bldg	981-11	DSW			0	0	62		FY20	\$ 10	\$ 1	Unknown	Added 6-29-04. Moved from FY19 to FY20 1/15/10.
TBD	981-2	Storage Bldg - S Of 981	981-2	DSW			0	0	300		FY20	\$ 30	\$ 5	Unknown	Added 6-29-04. Moved from FY19 to FY20 1/15/10.
TBD	981-3	Storage Bldg - S Of 981	981-3	DSW			0	0	300		FY20	\$ 30	\$ 5	Unknown	Added 6-29-04. Moved from FY19 to FY20 1/15/10.

**Attachment E-1
Facilities Disposition Plan
(Within FYNSP/Outyear Planning Targets)**

Funding Source (1)	Facility Identification Number (FIMS) (2)	Facility Name (3)	Deferred Maintenance Identifier (3a)	Mission Dependency Program (4)	Priority Score (5)	Priority Rank (6)	Legacy Deferred Maintenance Reduction (7)	Non-Legacy Deferred Maintenance Reduction (8)	Gross Square Footage (gsf) (9)	Excess Year (10)	Estimated Disposition Year (11)	TEC to Disposition (\$000s) (12)	Yearly S&M Costs (\$000s) (13)	Contaminated (Yes or No) (14)	Notes (15)
TBD	981-4	Storage Bldg - S Of 981	981-4	DSW			0	0	300		FY20	\$ 30	\$	Unknown	Added 6-29-04. Moved from FY19 to FY20 1/15/10.
TBD	981-4A	Storage Bldg - S Of 981	981-4A	DSW			0	0	300		FY20	\$ 30	\$	Unknown	Added 6-29-04. Moved from FY19 to FY20 1/15/10.
TBD	981-5	Storage Bldg - S Of 981	981-5	DSW			0	0	300		FY20	\$ 30	\$	Unknown	Added 6-29-04. Moved from FY19 to FY20 1/15/10.
TBD	981-5A	Storage Building	981-5A	DSW			0	0	300		FY20	\$ 30	\$	Unknown	Added 6-29-04. Moved from FY19 to FY20 1/15/10.
TBD	981-6	Storage Bldg - S Of 981	N/A	DSW			0	0	300		FY20	\$ 30	\$	Unknown	Added 6-29-04. Moved from FY19 to FY20 1/15/10.
TBD	981-6A	Storage Building	981-6A	DSW			0	0	300		FY20	\$ 30	\$	Unknown	Added 6-29-04. Moved from FY19 to FY20 1/15/10.
TBD	981-7	Storage Bldg - S Of 981	981-7	DSW			0	0	300		FY20	\$ 30	\$	Unknown	Added 6-29-04. Moved from FY19 to FY20 1/15/10.
TBD	981-7A	Storage Building	981-7A	DSW			0	0	300		FY20	\$ 30	\$	Unknown	Added 6-29-04. Moved from FY19 to FY20 1/15/10.
TBD	981-8	Storage Bldg - S Of 981	N/A	DSW			0	0	300		FY20	\$ 30	\$	Unknown	Added 6-29-04. Moved from FY19 to FY20 1/15/10.
TBD	981-8A	Storage Bldg - S Of 981	N/A	DSW			0	0	300		FY20	\$ 30	\$	Unknown	Added 6-29-04. Moved from FY19 to FY20 1/15/10.
TBD	981-9	Storage Building	981-9	DSW			0	0	62		FY20	\$ 10	\$	Unknown	Added 6-29-04. Moved from FY19 to FY20 1/15/10.
TBD	981A	Equipment Storage Building	981A	DSW			0	0	392		FY20	\$ 40	\$	Unknown	Added 6-29-04. Moved from FY19 to FY20 1/15/10.
TBD	9830L	Guard House - (Ne Of 9925)	N/A	OTHER			4	0	121		FY20	\$ 10	\$	Unknown	TCR Bum Site. Moved from FY05 8-30-04. Moved from FY19 to FY20 1/15/10.
TBD	9833A	Assembly Building (N Of 9832)	N/A	RTBF			13	0	312		FY20	\$ 30	\$	Unknown	TCR Bum Site. Moved from FY05 8-1-04. Moved from FY19 to FY20 1/15/10.
TBD	9833B	Assembly Building (N Of 9832)	N/A	RTBF			13	0	300		FY20	\$ 30	\$	Unknown	TCR Bum Site. Moved from FY05 8-1-04. Moved from FY19 to FY20 1/15/10.
TBD	9834B	Storage Building	9834B	RTBF			0	0	80		FY20	\$ 10	\$	Unknown	Added 6-29-04. Moved from FY19 to FY20 1/15/10.
TBD	9834G	Camera Station A	9834G	RTBF			0	0	71		FY20	\$ 10	\$	Unknown	Added 6-29-04. Moved from FY19 to FY20 1/15/10.
TBD	9834J	Storage Building	9834J	RTBF			0	0	49		FY20	\$ 10	\$	Unknown	Added 6-29-04. Moved from FY19 to FY20 1/15/10.
TBD	9834K	Camera Station	9834K	RTBF			0	0	160		FY20	\$ 15	\$	Unknown	Added 6-29-04. Moved from FY19 to FY20 1/15/10.
TBD	9834M	Storage Building (Sig Yd. W Of 6650)	N/A	OTHER			0	0	120		FY20	\$ 15	\$	Unknown	Added 6-19-07. Moved from FY19 to FY20 1/15/10.
TBD	9834N	Storage Building	9834N	RTBF			0	0	60		FY20	\$ 10	\$	Unknown	Added 6-29-04. Moved from FY19 to FY20 1/15/10.
TBD	983B	Storage Building	N/A	ICF			0	0	300		FY20	\$ 30	\$	Unknown	Added 6-29-04. Moved from FY19 to FY20 1/15/10.
TBD	983C	Storage Building	983C	ICF			0	0	300		FY20	\$ 30	\$	Unknown	Added 6-29-04. Moved from FY19 to FY20 1/15/10.
TBD	983D	Storage Bldg W Of 983	983D	ICF			0	0	300		FY20	\$ 30	\$	Unknown	Added 6-29-04. Moved from FY19 to FY20 1/15/10.
TBD	9849A	Equipment Building	N/A	OTHER			0	0	120		FY20	\$ 10	\$	Unknown	Added 6-19-07. Moved from FY19 to FY20 1/15/10.
TBD	9849B	Radio Equip Bldg	N/A	OTHER			0	0	112		FY20	\$ 10	\$	Unknown	Added 6-19-07. Moved from FY19 to FY20 1/15/10.
TBD	9849C	Metal Equipment Building	N/A	OTHER			0	0	30		FY20	\$ 10	\$	Unknown	Added 6-19-07. Moved from FY19 to FY20 1/15/10.
TBD	986A	Storage Building	986A	ICF			0	0	300		FY20	\$ 30	\$	Unknown	Moved from FY04 6-29-04. Moved from FY19 to FY20 1/15/10.
TBD	986B	Storage Building	986B	ICF			0	0	300		FY20	\$ 30	\$	Unknown	Added 6-29-04. Moved from FY19 to FY20 1/15/10.
TBD	986C	Storage Building	986C	ICF			0	0	144		FY20	\$ 15	\$	Unknown	Added 6-29-04. Moved from FY19 to FY20 1/15/10.
TBD	986D	Storage Building	986D	ICF			0	0	291		FY20	\$ 30	\$	Unknown	Added 6-29-04. Moved from FY19 to FY20 1/15/10.
TBD	986E	Chilled Water Pump House For Bldg 986	986E	ICF	33	1	0	0	121		FY20	\$ 15	\$	Unknown	Added 6-29-04. Moved from FY19 to FY20 1/15/10.
TBD	986F	Storage Building	986F	ICF			0	0	120		FY20	\$ 10	\$	Unknown	Added 6-29-04. Moved from FY19 to FY20 1/15/10.

Attachment E-1
Facilities Disposition Plan
(Within FYNSP/Outyear Planning Targets)

Funding Source (1)	Facility Identification Number (FIMS) (2)	Facility Name (3)	Deferred Maintenance Identifier (3a)	Mission Dependency Program (4)	Priority Score (5)	Priority Rank (6)	Legacy Deferred Maintenance Reduction (7)	Non-Legacy Deferred Maintenance Reduction (8)	Gross Square Footage (9)	Excess Year (10)	Estimated Disposition Year (11)	TEC to Disposition (\$000s) (12)	Yearly S&M Costs (\$000s) (13)	Contaminated (Yes or No) (14)	Notes (15)
TBD	996H	Storage Building	996H	ICF			0	0	64		FY20	\$ 10	\$ 1	Unknown	Added 6-29-04. Moved from FY19 to FY20 1/15/10.
TBD	996I	Storage Building	N/A	ICF			0	0	204		FY20	\$ 20	\$ 3	Unknown	Added 6-19-07. Moved from FY19 to FY20 1/15/10.
TBD	996J	Storage Building	N/A	ICF			0	0	169		FY20	\$ 15	\$ 3	Unknown	Added 6-19-07. Moved from FY19 to FY20 1/15/10.
TBD	9916A	Equipment Building	9916A	OTHER			0	0	165		FY20	\$ 15	\$ 2	Unknown	Added 6-29-04. Moved from FY19 to FY20 1/15/10.
TBD	9925A	Storage Building	9925A	OTHER			0	0	100		FY20	\$ 10	\$ 2	Unknown	Added 6-29-04. Moved from FY19 to FY20 1/15/10.
TBD	9926A	Storage Building	N/A	DHS			0	0	164		FY20	\$ 15	\$ 2	Unknown	Added 6-19-07. Moved from FY19 to FY20 1/15/10.
TBD	9926A1	Fabrication Building	N/A	DHS			0	0	300		FY20	\$ 30	\$ 5	Unknown	Added 6-19-07. Moved from FY19 to FY20 1/15/10.
TBD	9926A2	Storage Building	9926A2	NMWR			0	0	300		FY20	\$ 30	\$ 5	Unknown	Added 6-29-04. Moved from FY19 to FY20 1/15/10.
TBD	9926A3	Fabrication Building	9926A3	NMWR			0	0	300		FY20	\$ 30	\$ 5	Unknown	Added 6-29-04. Moved from FY19 to FY20 1/15/10.
TBD	9926E	Storage Building	9926E	OTHER			0	0	32		FY20	\$ 10	\$ 0	Unknown	Added 6-29-04. Moved from FY19 to FY20 1/15/10.
TBD	9926L	Equipment Building	9926L	DHS			0	0	24		FY20	\$ 10	\$ 0	Unknown	Added 6-29-04. Moved from FY19 to FY20 1/15/10.
TBD	9926M	Quonset Storage Building	9926M	DHS			0	0	277		FY20	\$ 25	\$ 4	Unknown	Added 6-29-04. Moved from FY19 to FY20 1/15/10.
TBD	9926N	Equipment Building	9926N	DHS			0	0	26		FY20	\$ 10	\$ 0	Unknown	Added 6-29-04. Moved from FY19 to FY20 1/15/10.
TBD	9926S	Storage Building	9926S	DHS			0	0	128		FY20	\$ 10	\$ 2	Unknown	Added 6-29-04. Moved from FY19 to FY20 1/15/10.
TBD	9930A	Metal Storage Building	9930A	OTHER			0	0	305		FY20	\$ 30	\$ 5	Unknown	Added 6-29-04. Moved from FY19 to FY20 1/15/10.
TBD	9930B	Storage Unit	9930B	OTHER			0	0	305		FY20	\$ 30	\$ 5	Unknown	Added 6-29-04. Moved from FY19 to FY20 1/15/10.
TBD	9939	Explosive Fac Control	9939	DSW			0	219	1,843		FY20	\$ 100	\$ 25	Unknown	Added to list 6-11-04. Moved from FY11 2-13-08. Moved from FY19 to FY20 1/15/10.
TBD	9940A	Test Equipment Building	9940A	OFO			9	0	550		FY20	\$ 50	\$ 8	Unknown	FITS Building - PREP needed. Moved from FY06 8-18-04. Moved from FY11 2-13-08. Moved from FY19 to FY20 1/15/10.
TBD	99401B	Storage Building	99401B	OFO			4	0	240		FY20	\$ 20	\$ 4	Unknown	Chemical Storage and Haz Waste Building. Moved from FY06 8-18-04. Moved from FY11 2-13-08. Moved from FY19 to FY20 1/15/10.
TBD	9940C	Storage Building	9940C	OFO			1	0	48		FY20	\$ 5	\$ 1	Unknown	FITS Induction Building. Moved from FY06 8-18-04. Moved from FY11 2-13-08. Moved from FY19 to FY20 1/15/10.
TBD	99406B	Storage Building (S Of 6922)	99406B	OTHER			5	0	300		FY20	\$ 30	\$ 5	Unknown	Morgan Street. Moved from FY06 8-18-04. Moved from FY11 2-13-08. Moved from FY19 to FY20 1/15/10.
TBD	99407B	Storage Building (S Of 6922)	99407B	OTHER			5	0	300		FY20	\$ 30	\$ 5	Unknown	Morgan Street. Moved from FY06 8-18-04. Moved from FY11 2-13-08. Moved from FY19 to FY20 1/15/10.
TBD	9940B	Storage Building	9940B	OFO			2	0	120		FY20	\$ 10	\$ 2	Unknown	Portable Power Storage Building. Moved from FY06 8-18-04. Moved from FY11 2-13-08. Moved from FY19 to FY20 1/15/10.
TBD	99404B	Equipment Building	99404B	OFO			4	0	280		FY20	\$ 25	\$ 4	Unknown	VAT Tank Pump Building. Moved from FY06 8-18-04. Moved from FY11 2-13-08. Moved from FY19 to FY20 1/15/10.
TBD	99403B	Showering Building	99403B	OFO			1	0	80		FY20	\$ 5	\$ 1	Unknown	Portable changing room. Moved from FY06 8-18-04. Moved from FY11 2-13-08. Moved from FY19 to FY20 1/15/10.
TBD	99402B	Storage Building	99402B	OFO			0	0	80		FY20	\$ 10	\$ 1	Unknown	Added 6-29-04. Moved from FY19 to FY20 1/15/10.
TBD	9946	Water Storage Pump Bldg	N/A	OTHER			0	0	392		FY20	\$ 40	\$ 6	Unknown	Added 6-19-07. Moved from FY19 to FY20 1/15/10.
TBD	9956A	Storage Bldg W/ OF 9956	N/A	OTHER			0	0	192		FY20	\$ 20	\$ 3	Unknown	Added 6-19-07. Moved from FY19 to FY20 1/15/10.

Attachment E-1
Facilities Disposition Plan
(Within FYNSP/Outyear Planning Targets)

Funding Source (1)	Facility Identification Number (FIMS) (2)	Facility Name (3)	Deferred Maintenance Identifier (3a)	Mission Dependency Program (4)	Priority Score (5)	Priority Rank (6)	Legacy Deferred Maintenance Reduction (7)	Non-Legacy Deferred Maintenance Reduction (8)	Gross Square Footage (gsf) (9)	Excess Year (10)	Estimated Disposition Year (11)	TEC to Disposition (\$000s) (12)	Yearly S&M Costs (\$000s) (13)	Contaminated (Yes or No) (14)	Notes (15)
TBD	9956B	Storage Building	9956B	OTHER			0	0	300		FY20	\$ 30	\$ 5	Unknown	Added 6-29-04. Moved from FY19 to FY20 1/15/10.
TBD	9956C	Storage Building	9956C	OTHER			0	0	300		FY20	\$ 30	\$ 5	Unknown	Added 6-29-04. Moved from FY19 to FY20 1/15/10.
TBD	9956D	Storage Building	9956D	OTHER			0	0	300		FY20	\$ 30	\$ 5	Unknown	Added 6-29-04. Moved from FY19 to FY20 1/15/10.
TBD	9956E	Storage Building	9956E	OTHER			0	0	300		FY20	\$ 30	\$ 5	Unknown	Added 6-29-04. Moved from FY19 to FY20 1/15/10.
TBD	9956F	Cold Storage Bldg	9956F	OTHER			0	0	192		FY20	\$ 20	\$ 3	Unknown	Added 6-29-04. Moved from FY19 to FY20 1/15/10.
TBD	9960A	Workshop Bldg	9960A	OTHER			0	0	86		FY20	\$ 10	\$ 1	Unknown	Added 6-29-04. Moved from FY19 to FY20 1/15/10.
TBD	9960B	Equipment Storage Building	9960B	OTHER			0	0	80		FY20	\$ 10	\$ 1	Unknown	Added 6-29-04. Moved from FY19 to FY20 1/15/10.
TBD	9961A	Metall Storage Building	9961A	OTHER			0	0	54		FY20	\$ 10	\$ 1	Unknown	Added 6-29-04. Moved from FY19 to FY20 1/15/10.
TBD	9965B	Access Bldg To Vault	9965B	OFO			0	0	52		FY20	\$ 5	\$ 1	Unknown	Added 6-1-04. Moved from FY05 2-7-05. Moved from FY11 2-13-08. Moved from FY19 to FY20 1/15/10.
TBD	9965E	Quonset Storage Building	9965E	OFO			0	0	175		FY20	\$ 15	\$ 3	Unknown	Added 6-1-04. Moved from FY05 2-7-05. Moved from FY11 2-13-08. Moved from FY19 to FY20 1/15/10.
TBD	9965I	Storage Building	9965I	OFO			0	0	240		FY20	\$ 20	\$ 4	Unknown	Added 6-1-04. Moved from FY05 2-7-05. Moved from FY11 2-13-08. Moved from FY19 to FY20 1/15/10.
TBD	9965	Remote Control Shock Fac	9965	OFO			0	214	2,356		FY20	\$ 150	\$ 35	Unknown	Added to list 6-11-04. Moved from FY11 2-13-08. Moved from FY19 to FY20 1/15/10.
TBD	9966C	Snock Tube Access Building	9966C	OTHER			0	0	361		FY20	\$ 35	\$ 5	Unknown	Added 6-29-04. Moved from FY19 to FY20 1/15/10.
TBD	9966B	Storage Building	9966B	RTBF			0	0	196		FY20	\$ 20	\$ 3	Unknown	Added 6-29-04. Moved from FY19 to FY20 1/15/10.
TBD	9970B	Emp - Study Facility (W/O 9972)	9970B	OTHER			0	0	494		FY20	\$ 50	\$ 7	Unknown	Added 6-29-04. Moved from FY19 to FY20 1/15/10.
TBD	9970C	Radar Measurement Fac (W/O 9972)	9970C	OTHER			0	0	260		FY20	\$ 25	\$ 4	Unknown	Added 6-29-04. Moved from FY19 to FY20 1/15/10.
TBD	9970I	Storage Building (NW OF 9972)	N/A	OTHER			0	0	160		FY20	\$ 20	\$ 2	Unknown	Moved from FY19 to FY20 1/15/10.
TBD	9970K	Storage Building (NW OF 9972)	N/A	SC			0	0	300		FY20	\$ 25	\$ 5	Unknown	Moved from FY19 to FY20 1/15/10.
TBD	9980A	Salt Storage Experiment	N/A	NA			0	0	400		FY20	\$ 30	\$ 6	Unknown	Added 6-19-07. Moved from FY19 to FY20 1/15/10.
TBD	9980B	Equipment Storage Building	N/A	NA			0	0	288		FY20	\$ 30	\$ 4	Unknown	Added 6-19-07. Moved from FY19 to FY20 1/15/10.
TBD	9980C	Pump & Valve Building	N/A	NA			0	0	340		FY20	\$ 30	\$ 5	Unknown	Added 6-19-07. Moved from FY19 to FY20 1/15/10.
TBD	9980D	Test Lab	N/A	NA			0	0	308		FY20	\$ 30	\$ 5	Unknown	Added 6-19-07. Moved from FY19 to FY20 1/15/10.
TBD	9980E	Air Compressor Storage Bldg.	N/A	NA			0	0	196		FY20	\$ 20	\$ 3	Unknown	Added 6-19-07. Moved from FY19 to FY20 1/15/10.
TBD	9980N	Equipment Storage Building	9980N	NA			0	0	180		FY20	\$ 20	\$ 3	Unknown	Added 6-29-04. Moved from FY19 to FY20 1/15/10.
TBD	9980P	Equipment Storage Building	9980P	NA			0	0	192		FY20	\$ 20	\$ 3	Unknown	Added 6-29-04. Moved from FY19 to FY20 1/15/10.
TBD	9981C	Storage Building	9981C	NA			0	0	120		FY20	\$ 10	\$ 2	Unknown	Added 6-29-04. Moved from FY19 to FY20 1/15/10.
TBD	9982A	Mechanical Equipment Building	N/A	NA			0	0	200		FY20	\$ 20	\$ 3	Unknown	Added 6-19-07. Moved from FY19 to FY20 1/15/10.
TBD	9982B	Equipment Storage Building	N/A	NA			0	0	300		FY20	\$ 30	\$ 5	Unknown	Added 6-19-07. Moved from FY19 to FY20 1/15/10.
TBD	9982C	Mechanical Equip. Storage Bldg	9982C	NA			0	0	240		FY20	\$ 25	\$ 4	Unknown	Added 6-29-04. Moved from FY19 to FY20 1/15/10.
TBD	9982E	Storage Building	9982E	NA			0	0	300		FY20	\$ 30	\$ 5	Unknown	Added 6-29-04. Moved from FY19 to FY20 1/15/10.
TBD	9982F	Equipment Storage Building	9982F	NA			0	0	360		FY20	\$ 35	\$ 5	Unknown	Added 6-29-04. Moved from FY19 to FY20 1/15/10.
TBD	9982M	Wood Building	9982M	NA			0	0	67		FY20	\$ 10	\$ 1	Unknown	Added 6-29-04. Moved from FY19 to FY20 1/15/10.

**Attachment E-1
Facilities Disposition Plan
Within FYNSP/Outyear Planning Targets)**

Funding Source (1)	Facility Identification Number (FIMS) (2)	Facility Name (3)	Deferred Maintenance Identifier (3a)	Mission Dependency Program (4)	Priority Score (5)	Priority Rank (6)	Legacy Deferred Maintenance Reduction (7)	Non-Legacy Deferred Maintenance Reduction (8)	Gross Square Footage (gsf) (9)	Excess Year (10)	Estimated Disposition Year (11)	TEC to Disposition (\$000s) (12)	Yearly S&M Costs (\$000s) (13)	Contaminated (Yes or No) (14)	Notes (15)
TBD	9984A	Storage Building	9984A	NA			0	0	192		FY20	\$ 20	\$ 3	Unknown	Added 6-29-04. Moved from FY19 to FY20 1/15/10.
TBD	9984D	Equipment Storage Building	9984D	NA			0	0	53		FY20	\$ 10	\$ 1	Unknown	Added 6-29-04. Moved from FY19 to FY20 1/15/10.
TBD	9984T	Wood Shed	N/A	NA			0	0	67		FY20	\$ 10	\$ 1	Unknown	Added 6-29-04. Moved from FY19 to FY20 1/15/10.
TBD	9990	Electroexplosive Research	9990	OFO			0	0	6,615		FY20	\$ 580	\$ 87	Unknown	Added to list 6-11-04. Moved from FY11 1-20-06. Moved from FY19 to FY20 1/15/10.
TBD	9990A	Instrument Trailer Shelter	9990A	OFO			0	0	420		FY20	\$ 40	\$ 6	Unknown	Added to list 6-11-04. Moved from FY11 1-20-06. Moved from FY19 to FY20 1/15/10.
TBD	9990B	Prototype Launch Facility	9990B	DOD			0	0	1,650		FY20	\$ 160	\$ 25	Unknown	Added to list 6-11-04. Moved from FY11 1-20-06. Moved from FY19 to FY20 1/15/10.
TBD	9990C	Equipment Storage Building	9990C	OTHER			0	0	150		FY20	\$ 15	\$ 2	Unknown	Added to list 6-11-04. Moved from FY11 1-20-06. Moved from FY19 to FY20 1/15/10.
TBD	9994	Storage Building	N/A	OTHER			0	51	825		FY20	\$ 80	\$ 12	Unknown	Added to list 6-11-04. Moved from FY11 1-20-06. Moved from FY19 to FY20 1/15/10.
TBD	9998A	Seismic Vault	N/A	OTHER			0	0	208		FY20	\$ 15	\$ 3	Unknown	Added 6-19-07. Moved from FY19 to FY20 1/15/10.
TBD	B28	Instrumentation Trailer 20Th & H	N/A	OTHER			0	0	120		FY20	\$ 10	\$ 2	Unknown	Added 6-19-07. Moved from FY19 to FY20 1/15/10.
TBD	CB911E	Shop Bldg.	CB911E	NA			0	0	200		FY20	\$ 20	\$ 3	Unknown	Added 6-29-04. Building is in NMI. Moved from FY19 to FY20 1/15/10.
TBD	ERFO-1	Storage Building (Nw Of 9925)	ERFO-1	OTHER			0	0	64		FY20	\$ 10	\$ 1	Unknown	Added 6-29-04. Banked per DOE memo 1-23-07 - will need to be adjusted. Moved from FY19 to FY20 1/15/10.
TBD	ERFO-2	Storage Building	ERFO-2	OTHER			0	0	64		FY20	\$ 10	\$ 1	Unknown	Added 6-29-04. Banked per DOE memo 1-23-07 - will need to be adjusted. Moved from FY19 to FY20 1/15/10.
TBD	ERFO-3	Storage Building (Nw Of 9925)	ERFO-3	OTHER			0	0	80		FY20	\$ 10	\$ 1	Unknown	Added 6-29-04. Moved from FY19 to FY20 1/15/10.
TBD	ERFO-4	Storage Building (Nw Of 9925)	ERFO-4	OTHER			0	0	48		FY20	\$ 10	\$ 1	Unknown	Added 6-29-04. Moved from FY19 to FY20 1/15/10.
TBD	ERFO-5	Storage Building (E Of Rmwmf Site)	ERFO-5	OTHER			0	0	80		FY20	\$ 10	\$ 1	Unknown	Added 6-29-04. Moved from FY19 to FY20 1/15/10.
TBD	ERFO-6	Storage Building (Nw Of 9925)	ERFO-6	OTHER			0	0	80		FY20	\$ 10	\$ 1	Unknown	Added 6-29-04. Moved from FY19 to FY20 1/15/10.
TBD	ERFO-9	Storage Building (E Of Rmwmf Site)	ERFO-9	OTHER			0	0	50		FY20	\$ 10	\$ 1	Unknown	Added 6-29-04. Moved from FY19 to FY20 1/15/10.
TBD	ERFO-E	Storage Building (9925 Yard)	ERFO-E	OTHER			0	0	48		FY20	\$ 10	\$ 1	Unknown	Added 6-29-04. Moved from FY19 to FY20 1/15/10.
TBD	ERFO-G	Storage Building (9925 Yard)	ERFO-G	OTHER			0	0	240		FY20	\$ 25	\$ 4	Unknown	Added 6-29-04. Moved from FY19 to FY20 1/15/10.
TBD	MB-07	Marix Booth	MB-07	OTHER			0	0	20		FY20	\$ 10	\$ 0	Unknown	Added 6-29-04. Moved from FY19 to FY20 1/15/10.
TBD	874	Computer Building -Motor Pool	874	OTHER			15	0	1,244		FY20	\$ 125	\$ 19	Unknown	PRER submitted, has rad release. ATTC project no longer a factor. Moved from FY19 to FY20 1/15/10.
TBD	875	Shops & Office-Motor Pool	875	STIA			188	0	18,080		FY20	\$ 180	\$ 271	Unknown	Moved from FY10 8-23-05. ATTC project no longer a factor. Moved from FY19 to FY20 1/15/10.

Attachment E-1
Facilities Disposition Plan
(Within FVNSP/Outyear Planning Targets)

Funding Source (1)	Facility Identification Number (FIMS) (2)	Facility Name (3)	Deferred Maintenance Identifier (3a)	Mission Dependency Program (4)	Priority Score (5)	Priority Rank (6)	Legacy/Deferred Maintenance Reduction (7)	Non-Legacy/Deferred Maintenance Reduction (8)	Gross Square Footage (9)	Excess Year (10)	Estimated Disposition Year (11)	TEC to Disposition (\$000s) (12)	Yearly S&M Costs (\$000s) (13)	Contaminated (Yes or No) (14)	Notes (15)
TBD	876A	Car Wash		OTHER			34	0	2,559		FY20	\$ 250	\$ 38	Unknown	Moved from FY10 8-23-05. ATTIC project no longer a lador. Moved from FY19 to FY20 1/15/10.
TBD	875B	Storage Building		STA			4	0	240		FY20	\$ 25	\$ 4	Unknown	Moved from FY10 8-23-05. ATTIC project no longer a lador. Moved from FY19 to FY20 1/15/10.
TBD	876	Motor Pool - Shops		OTHER			54	0	6,028		FY20	\$ 600	\$ 90	Unknown	Moved from FY10 8-23-05. ATTIC project no longer a lador. Moved from FY19 to FY20 1/15/10.
TBD	GASRUMP	#N/A					0	0	0		FY20	\$ 10	\$ -	Unknown	Moved from FY10 8-23-05. ATTIC project no longer a lador. Moved from FY19 to FY20 1/15/10.
TBD	MO11	Mobile Trailer Off & Lab (W/CF 996) (R Y		OTHER			12	0	472		FY20	\$ 30	\$ 7	Unknown	Added 6-19-07. Moved from FY19 to FY20 1/15/10.
TBD	MO89	Office Trailer (Molown)		OTHER			0	0	1,440		FY20	\$ 30	\$ 22	Unknown	Added 6-19-07. Moved from FY19 to FY20 1/15/10.
TBD	MO91	Mobile Office-Trailer (Molown)		OTHER			0	0	1,440		FY20	\$ 30	\$ 22	Unknown	Added 6-19-07. Moved from FY19 to FY20 1/15/10.
TBD	MO129	Mobile Trailer Office (E Of 9960)		OTHER			4	0	711		FY20	\$ 30	\$ 11	Unknown	Added 6-19-07. Moved from FY19 to FY20 1/15/10.
TBD	MO235	Mobile Trailer Office		SC			9	0	1,440		FY20	\$ 30	\$ 22	Unknown	Added 6-19-07. Moved from FY19 to FY20 1/15/10.
TBD	MO97	Mobile Office Trailer-97 (Sw Of 9982)		NA			4	0	599		FY20	\$ 30	\$ 9	Unknown	CFE: W. of 9982-Occupied. Moved from FY19 to FY20 1/15/10.
TBD	T20	Transportable Bldg. (E Of Carnu Site)		RTBF			10	0	1,680		FY20	\$ 30	\$ 25	Unknown	TA:II: N. of 6920-Occupied. Moved from FY19 to FY20 1/15/10.
TBD	T21	Transportable Bldg. (E Of Carnu Site)		RTBF			12	0	1,987		FY20	\$ 30	\$ 30	Unknown	TA:II: N. of 6920-Occupied. Moved from FY19 to FY20 1/15/10.
TBD	T40	Transportable Bldg. (Se Of 6530)		SC			10	0	1,680		FY20	\$ 30	\$ 25	Unknown	TA:II: E. of 6530-Occupied. Moved from FY19 to FY20 1/15/10.
TBD	T7	Transportable Bldg. (Molown)		DOD			10	0	1,680		FY20	\$ 30	\$ 25	Unknown	E. of 887-Occupied. Moved from FY19 to FY20 1/15/10.
TBD	MO95	Mobile Office-Trailer (Sw Of 963)		NA			10	0	710		FY20	\$ 30	\$ 11	Unknown	TA:IV: S. of 980-Occupied. Moved from FY19 to FY20 1/15/10.
TBD	MO121	Mobile Office-Trailer (Molown)		OTHER			4	0	665		FY20	\$ 30	\$ 10	Unknown	E. of 887-Occupied. Moved from FY19 to FY20 1/15/10.
TBD	MO134	Trailer-Vernal, Utah		OTHER			0	0	920		FY20	\$ 30	\$ 14	Unknown	Added 6-19-07. Moved from FY19 to FY20 1/15/10.
TBD	MO138	Mobile Office-Trailer (Sw Of 963)		OTHER			4	0	667		FY20	\$ 30	\$ 10	Unknown	TA:IV: W. of 963-Occupied. Moved from FY19 to FY20 1/15/10.
TBD	MO148	Mobile Office-Trailer (Molown)		OTHER			9	0	1,436		FY20	\$ 30	\$ 22	Unknown	E. of 887-Occupied. Moved from FY19 to FY20 1/15/10.
TBD	MO150	Mobile Office Trailer-150 (Sw Of 9982)		NA			4	0	534		FY20	\$ 30	\$ 8	Unknown	CFE: W. of 9982-Occupied. Moved from FY19 to FY20 1/15/10.
TBD	MO216	Mobile Office Trailer (@ 9940)		OFO			0	0	1,422		FY20	\$ 30	\$ 21	Unknown	Added 6-19-07. Moved from FY19 to FY20 1/15/10.
TBD	MO217	Mobile Office Trailer (@ 9940)		OFO			0	0	1,422		FY20	\$ 30	\$ 21	Unknown	Added 6-19-07. Moved from FY19 to FY20 1/15/10.
TBD	MO218	Mobile Office Restroom (@ 9940)		OTHER			0	0	480		FY20	\$ 30	\$ 7	Unknown	Added 6-19-07. Moved from FY19 to FY20 1/15/10.
TBD	MO231	Mobile Office Trailer (Molown)		OTHER			0	0	1,440		FY20	\$ 30	\$ 22	Unknown	Added 6-19-07. Moved from FY19 to FY20 1/15/10.
TBD	MO232	Mobile Office Trailer (Molown)		OTHER			0	0	1,440		FY20	\$ 30	\$ 22	Unknown	Added 6-19-07. Moved from FY19 to FY20 1/15/10.
TBD	MO233	Mobile Office Trailer (Molown)		OTHER			0	0	1,440		FY20	\$ 30	\$ 22	Unknown	Added 6-19-07. Moved from FY19 to FY20 1/15/10.
TBD	MO234	Mobile Office Trailer (Molown)		OTHER			0	0	1,440		FY20	\$ 30	\$ 22	Unknown	Added 6-19-07. Moved from FY19 to FY20 1/15/10.
TBD	MO242	Mobile Trailer Office Lab (N Of 6584)		RTBF			0	0	1,422		FY20	\$ 30	\$ 21	Unknown	Added 6-19-07. Moved from FY19 to FY20 1/15/10.
TBD	MO243	Mobile Trailer Office (N Of 6584)		RTBF			0	0	1,452		FY20	\$ 30	\$ 22	Unknown	Added 6-19-07. Moved from FY19 to FY20 1/15/10.
TBD	MO244	Mobile Trailer Office/SI (N Of 6584)		RTBF			0	0	1,422		FY20	\$ 30	\$ 21	Unknown	Added 6-19-07. Moved from FY19 to FY20 1/15/10.
TBD	MO245	Mobile Trailer Office/Lmp (N Of 6584)		RTBF			0	0	1,422		FY20	\$ 30	\$ 21	Unknown	Added 6-19-07. Moved from FY19 to FY20 1/15/10.

**Attachment E-1
Facilities Disposition Plan
(Within FYNSP/Outyear Planning Targets)**

Funding Source (1)	Facility Identification Number (FIMS) (2)	Facility Name (3)	Deferred Maintenance Identifier (3a)	Mission Dependency Program (4)	Priority Score (5)	Priority Rank (6)	Legacy Deferred Maintenance Reduction (7)	Non-Legacy Deferred Maintenance Reduction (8)	Gross Square Footage (gsf) (9)	Excess Year (10)	Estimated Disposition Year (11)	TEC to Disposition (\$000s) (12)	Yearly S&M Costs (\$000s) (13)	Contaminated (Yes or No) (14)	Notes (15)
TBD	MO246	Mobile Office Trailer	N/A	OTHER			0	0	1,440		FY20	\$ 30	\$	22	Added 6-19-07. Moved from FY19 to FY20 1/15/10.
TBD	MO247	Mobile Office Trailer	N/A	OTHER			0	0	1,440		FY20	\$ 30	\$	22	Added 6-19-07. Moved from FY19 to FY20 1/15/10.
TBD	MO248	Office Trailer - South Of T20 & T21	MO248	OTHER			4	0	600		FY20	\$ 10	\$	9	IA-III: N. of 8920-Occupied. Moved from FY09 3-23-09. Moved from FY19 to FY20 1/15/10.
TBD	MO250	Mobile Trailer Office	N/A	NA			0	0	1,426		FY20	\$ 30	\$	21	Added 6-19-07. Moved from FY19 to FY20 1/15/10.
TBD	MO251	Mobile Trailer Office	N/A	NA			0	0	1,426		FY20	\$ 30	\$	21	Added 6-19-07. Moved from FY19 to FY20 1/15/10.
TBD	MO256	Mobile Trailer Office	N/A	NA			0	0	1,440		FY20	\$ 30	\$	22	Added 6-19-07. Moved from FY19 to FY20 1/15/10.
TBD	MO257	Mobile Trailer Office	N/A	NA			0	0	1,440		FY20	\$ 30	\$	22	Added 6-19-07. Moved from FY19 to FY20 1/15/10.
TBD	MO269	Mobile Trailer Office	N/A	RTBF			0	0	710		FY20	\$ 30	\$	11	Added 6-19-07. Moved from FY19 to FY20 1/15/10.
TBD	MO290	Mobile Office - Conference Rm Robotics	N/A	OTHER			0	0	1,488		FY20	\$ 30	\$	22	Added 6-19-07. Moved from FY19 to FY20 1/15/10.
TBD	MO294	Mobile Office-12 Plex (E Of 823)	N/A	DNS			0	0	8,520		FY20	\$ 30	\$	128	Added 6-19-07. Moved from FY19 to FY20 1/15/10.
TBD	MO297	Mobile Office - East Of 6505	N/A	OTHER			0	0	1,031		FY20	\$ 30	\$	15	Added 6-19-07. Moved from FY19 to FY20 1/15/10.
TBD	T2	Transportable Bldg. (Malown)	T2	OTHER			10	0	1,680		FY20	\$ 30	\$	25	E. of 887-Occupied. Moved from FY19 to FY20 1/15/10.
TBD	T5	Transportable Bldg.	N/A	OFO			0	0	1,680		FY20	\$ 30	\$	25	Added 6-19-07. Moved from FY19 to FY20 1/15/10.
TBD	T8	Transportable Bldg. (Malown)	T8	OTHER			10	0	1,680		FY20	\$ 30	\$	25	E. of 887-Occupied. Moved from FY19 to FY20 1/15/10.
TBD	T9	Transportable Bldg. (Malown)	T9	OTHER			10	0	1,680		FY20	\$ 30	\$	25	E. of 887-Occupied. Moved from FY19 to FY20 1/15/10.
TBD	T10	Transportable Bldg. (Malown)	T10	OTHER			10	0	1,680		FY20	\$ 30	\$	25	E. of 887-Occupied. Moved from FY19 to FY20 1/15/10.
TBD	T11	Transportable Bldg. (W Of 6530)	N/A	ENG			0	0	1,713		FY20	\$ 30	\$	26	Added 6-19-07. Moved from FY19 to FY20 1/15/10.
TBD	T33	Transportable Bldg. (Ne Of 848)	N/A	NA			0	24	1,680		FY20	\$ 30	\$	25	Added 6-19-07. Moved from FY19 to FY20 1/15/10.
TBD	T37	Transportable Bldg. (Sw Of 887)	N/A	OTHER			0	0	1,729		FY20	\$ 30	\$	26	Added 6-19-07. Moved from FY19 to FY20 1/15/10.
TBD	T49	Transportable Bldg. (W Of 6530)	N/A	OTHER			0	0	1,709		FY20	\$ 30	\$	26	Added 6-19-07. Moved from FY19 to FY20 1/15/10.
TBD	T80	Transportable Bldg. (Sw Of 887)	N/A	OTHER			0	0	1,680		FY20	\$ 30	\$	25	Added 6-19-07. Moved from FY19 to FY20 1/15/10.
TBD	T81	Transportable Bldg. (Sw Of 887)	N/A	OTHER			0	0	1,680		FY20	\$ 30	\$	25	Added 6-19-07. Moved from FY19 to FY20 1/15/10.
TBD	T88	Transportable Bldg. (Facility Sldg.)	N/A	OTHER			0	0	312		FY20	\$ 30	\$	5	Added 6-19-07. Moved from FY19 to FY20 1/15/10.
TBD	T70	Transportable Bldg. (T-City)	T70	OTHER			0	0	1,680		FY20	\$ 30	\$	25	Unknown
TBD	T71	Transportable Bldg. (T-City)	T71	OTHER			0	0	1,680		FY20	\$ 30	\$	25	Unknown
TBD	T72	Transportable Bldg. (T-City)	T72	OTHER			0	0	1,680		FY20	\$ 30	\$	25	I-City. Added 6-3-04. Moved from FY07 6-7-05. Moved from FY09 1-20-06. Moved from FY10 7-30-09. Moved from FY19 to FY20 1/15/10.
TBD	T73	Transportable Bldg. (T-City)	T73	OTHER			0	0	1,680		FY20	\$ 30	\$	25	Unknown

Attachment E-1
Facilities Disposition Plan
(Within FYNSP/Outyear Planning Targets)

Funding Source (1)	Facility Identification Number (FIMS) (2)	Facility Name (3)	Deferred Maintenance Identifier (3a)	Mission Dependency Program (4)	Priority Score (5)	Priority Rank (6)	Legacy Deferred Maintenance Reduction (7)	Non-Legacy Deferred Maintenance Reduction (8)	Gross Square Footage (9)	Excess Year (10)	Estimated Disposition Year (11)	TEC to Disposition (\$000s) (12)	Yearly S&M Costs (\$000s) (13)	Contaminated (Yes or No) (14)	Notes (15)
TBD	T74	Transportable Bldg. (T-City)	T74	OTHER	38	6	0	0	1,680		FY20	\$ 30	\$ 25	Unknown	T-City. Added 6-3-04. Moved from FY07 6-7-05. Moved from FY09 1-20-06. Moved from FY10 7-30-09. Moved from FY19 to FY20 1/15/10.
TBD	T75	Transportable Bldg. (T-City)	T75	OTHER	38	6	0	0	1,680		FY20	\$ 30	\$ 25	Unknown	T-City. Added 6-3-04. Moved from FY07 6-7-05. Moved from FY09 1-20-06. Moved from FY10 7-30-09. Moved from FY19 to FY20 1/15/10.
TBD	M14-15	Mobile Office-Trailer	N/A	NPV			26	0	1,014		FY20	\$ 30	\$ 15	Unknown	W. of 952-Occupied. Moved from FY19 to FY20 1/15/10.
TBD	M29-30	Mobile Trailer Office & Lab	N/A	OTHER			0	0	808		FY20	\$ 30	\$ 12	Unknown	Added 6-19-07. Moved from FY19 to FY20 1/15/10.
TBD	MO83	Mobile Office-Trailer (MOTown)	N/A	OTHER			0	0	1,440		FY20	\$ 30	\$ 22	Unknown	Added 6-19-07. Moved from Outyears 6-26-08. Moved from FY09 2-26-09. Moved from FY19 to FY20 1/15/10.
TBD	MO84	Office Trailer (MOTown)	N/A	OTHER			0	0	1,440		FY20	\$ 30	\$ 22	Unknown	Added 6-19-07. Moved from Outyears 6-26-08. Moved from FY09 2-26-09. Moved from FY19 to FY20 1/15/10.
TBD	MO85	Office Trailer (MOTown)	N/A	OTHER			0	0	1,440		FY20	\$ 30	\$ 22	Unknown	Added 6-19-07. Moved from Outyears 6-26-08. Moved from FY09 2-26-09. Moved from FY19 to FY20 1/15/10.
TBD	MO86	Office Trailer (MOTown)	N/A	OTHER			0	0	1,440		FY20	\$ 30	\$ 22	Unknown	Added 6-19-07. Moved from Outyears 6-26-08. Moved from FY09 2-26-09. Moved from FY19 to FY20 1/15/10.
TBD	MO87	Office Trailer (MOTown)	N/A	OTHER			0	0	1,440		FY20	\$ 30	\$ 22	Unknown	Added 6-19-07. Moved from Outyears 6-26-08. Moved from FY09 2-26-09. Moved from FY19 to FY20 1/15/10.
TBD	MO88	Office Trailer (MOTown)	N/A	OTHER			0	0	1,440		FY20	\$ 30	\$ 22	Unknown	Added 6-19-07. Moved from Outyears 6-26-08. Moved from FY09 2-26-09. Moved from FY19 to FY20 1/15/10.
TBD	T3	Transportable Bldg. (MOTown)	N/A	OTHER			0	0	1,878		FY20	\$ 30	\$ 28	Unknown	Added 6-19-07. Moved from Outyears 6-26-08. Moved from FY09 2-26-09. Moved from FY19 to FY20 1/15/10.
TBD	T38	Transportable Bldg. (MOTown)	N/A	OTHER			0	0	1,680		FY20	\$ 30	\$ 25	Unknown	Added 6-19-07. Moved from Outyears 6-26-08. Moved from FY09 2-26-09. Moved from FY19 to FY20 1/15/10.
TBD	03-43	Fiber Terminal	03-43	RTBF	35	1	0	0	120		FY20	\$ 10	\$ 2	Unknown	TTR. Added 8/24/04. Moved from Outyears 2-6-08. Moved from FY10 10-16-09. May be AF building. Moved from FY19 to FY20 1/15/10.
TBD	03-45	Mobile Lunch Room & Restroom Trailer	N/A	RTBF	39	1	0	0	320		FY20	\$ 10	\$ 5	Unknown	TTR. Area 3. Moved from FY14 2-8-08. Moved from FY10 10-16-09. Moved from FY19 to FY20 1/15/10.
TBD	KB43	Kokole Pt. Auxiliary Equipment Building	N/A	DOD	31	1	0	0	96		FY20	\$ 10	\$ 1	Unknown	SNL/HL. Added 7-15-08. Moved from FY12 to FY20 1/15/10.
TBD	KH10	Kokole Point Launch Control	KH10	DOD	31	1	0	0	147		FY20	\$ 15	\$ 2	Unknown	SNL/HL. Added 6-24-04. Moved from Outyears 7-23-08. Moved from FY12 to FY20 1/15/10.
FY20 Total									339,836			\$ 18,320	\$ 5,098		

This page intentionally left

Blank

**Attachment E-2
New Construction Footprint Added**

Funding Source (1)	Project Number (2)	Facility Name (3)	Mission Dependency Program (4)	Funding Type (LI, GPP, IGPP) (5)	Project Area (GSF) (6)	Year of Beneficial Occupancy (7)	Notes (8)
CI	N/A	MO308 - Mobile Office (SW OF 956)	Other	Lease Purchase	17,759	FY2011	
CI	N/A	MO311 - Mobile Office	DHS	Lease Purchase	1,440	FY2010	
CI	N/A	MO318 - Mobile Office 9940 Fact Site	OFO	Lease Purchase	1,420	FY2010	
CI	N/A	MO323 - Mobile Office Near Bldg 9940		Lease Purchase	2,304	FY2013	
CI	N/A	MO324 - Modular Office		Lease Purchase	15,390	FY2013	
CI	N/A	MO325 - Modular Office		Lease Purchase	15,500	FY2013	
CI	SNL-09-760	Sandia/CA: Security Training Facility	Other	IGPP	3,400	FY2015	
CI	SNL-08-350	Sandia/CA: External Badge Office	Other	IGPP	12,000	FY2014	
CI Total					69,213		
CF	SNL-08-970	CA: CRF Computational Lab	SC	GPP	15,000	FY2011	Not WAA
CF	SNL-11-1166	Geomechanics Facility	NA	GPP	13,000	FY2011	
CF	SNL-14-1117	Energetic Systems Support Offices	Other	GPP	15,000	FY2014	
CF	SNL-16-1118	Thunder Range Investment	Other	GPP	15,000	FY2016	
CF	SNL-06-273	Combined TA-III Explosive Test Facilities	Other	GPP	18,000	FY2018	Not WAA
CF Total					76,000		
Other	16-1162	860-Environmental Lab (Capability Investment)	DSW	LI-Proposed	TBD	TBD	TBD

**Attachment E-2
New Construction Footprint Added**

Funding Source (1)	Project Number (2)	Facility Name (3)	Mission Dependency Program (4)	Funding Type (LI, GPP, IGPP) (5)	Project Area (GSF) (6)	Year of Beneficial Occupancy (7)	Notes (8)
Other	18-1155	6588-Annular Core Research Reactor (ACRR) (Capability Investment)	DSW	LI-Proposed	TBD	TBD	TBD
Other	16-1161	858N - Radiation-Hardened Integrated Circuits (Capability Investment)	DSW	LI-Proposed	TBD	TBD	TBD
Other	18-1176	865- Aerothermodynamics Lab (Capability Investment)	DSW	LI-Proposed	TBD	TBD	TBD
Other Total					-		
FIRP	07-D-253	Technical Area I Heating System Modernization	RTBF	LI	2,044	FY2010	
FIRP Total					2,044		
NN	16-1171	Non-Proliferation Research and Development (NRAD)	NN, NPV	LI-Proposed	150,000	FY2020	
NN	SNL-03-542	International Physical Security Center	Other	GPP	9,000	FY2012	Not WAA
NN	SNL-09-104	Construct New LAZAP Facility	Other	GPP	10,000	FY2013	Not WAA
NN Total					169,000		
Non-NNSA	17-1172	National Cybersecurity Facility (NCF)	IN	LI-Proposed	80,000	FY2019	
Non-NNSA Total					80,000		
ODP	SNL-06-822	983 NW Addition	ICF	GPP	10,000	FY2010	
ODP	SNL-07-866	Building 753 Addition	NA	GPP	13,000	FY2012	
ODP	SNL-07-591	Building 986 Addition for Z-Backlighter Growth	ICF	GPP	12,000	FY2013	
ODP	SNL-08-757	Building 725 Addition	ASC	GPP	16,000	FY2013	

**Attachment E-2
New Construction Footprint Added**

Funding Source (1)	Project Number (2)	Facility Name (3)	Mission Dependency Program (4)	Funding Type (LI, GPP, IGPP) (5)	Project Area (GSF) (6)	Year of Beneficial Occupancy (7)	Notes (8)
ODP	SNL-06-469	Nuclear Weapons Systems Analysis and Studies Building	NA	GPP	16,000	FY2014	
ODP Total					67,000		
RTBF	04-D-101 05-D-140.2	Test Capabilities Revitalization (TCR), Phase II	RTBF	LI	9,414	FY2013	
RTBF	08-D-806	Ion Beam Laboratory	RTBF	LI	27,000	FY2010	
RTBF	06-16-1	Integrated Weapons Engineering Transformation (IET)	DSW	LI	200,000	FY2017	
RTBF	14-1164	Mission Support Complex (MSC)	RTBF	LI-Proposed	400,000	FY2017	
RTBF Total					636,414		
S&S	SNL-11-1156	956 Building Additions	DNS	GPP	5,000	FY2013	
S&S Total					5,000		
Grand Total					1,104,671		

This page intentionally left

Blank

Attachment E-3
FY 2010 Leased Space
Sandia National Laboratories

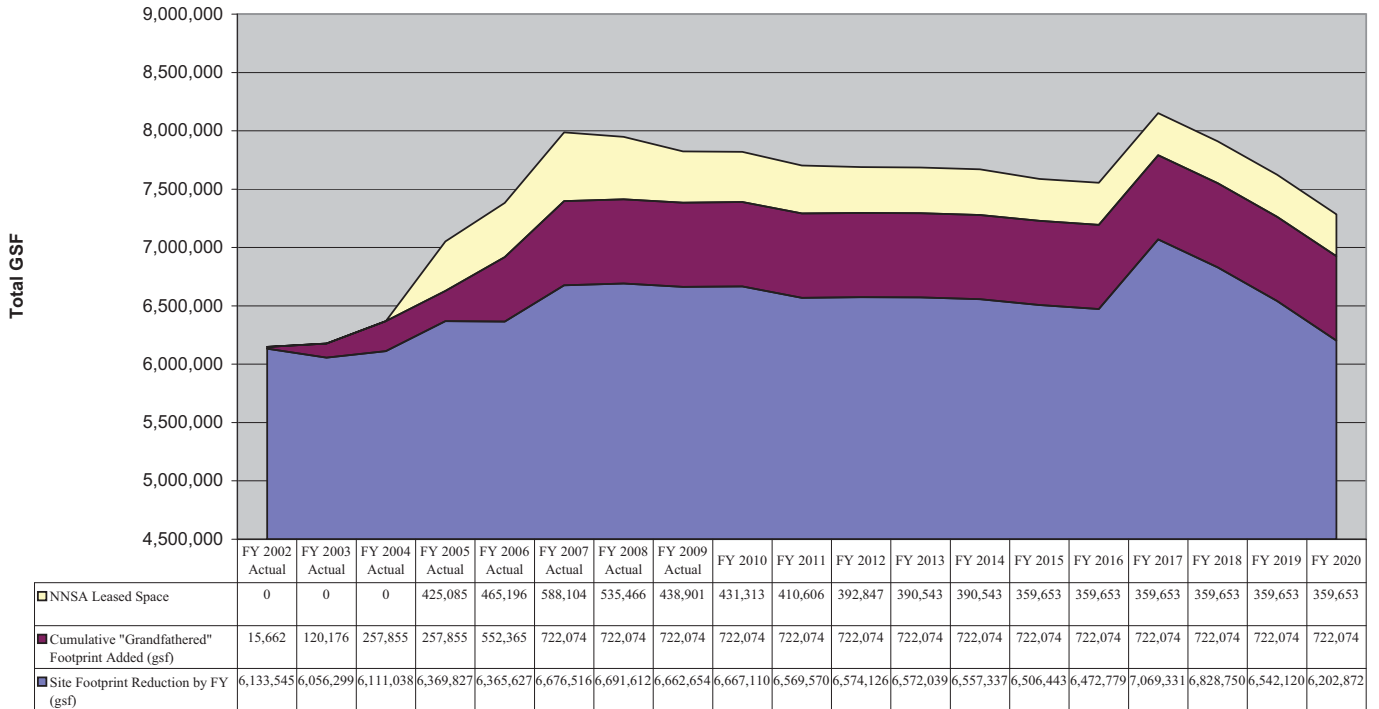
# (1)	FIMS # (2)	Property Name (3)	Mission Dependency Program (4)	Mission Dependency (5)	# Occupants (6)	Gross Square Feet (7)	Rental Rate per Rentable s.f. (8)	Annual Cost (9)	Lease Type (10)	Lease Term - yrs. (11)	Exp. Month / Year (12)	Renewal Options (13)	Plan Continued Future Need through (FYxx)
1	C-ARB	Arbors Apartments - California	Other	NM/D	0	5,238			Lease	1	Jun-10	Y (4 1-yr.)	Exercise options: Acquire succeeding (FY20+)
2	CM44	Overflow Trailer	Other	NM/D	0	1,440			Net lease	1	Apr-10	N	Extend (FY20+)
3	CM45	Mobile Office-Leased	DSW	NM/D	3	1,440			Net lease	1	Sep-10	Y (4 1-yr.)	Exercise options: Extend (FY20+)
4	CM53	Badge Office		NM/D	1	720			Net lease	4	Oct-10	Y (7 1-yr)	Exercise options: Extend (FY20+)
5	A-APTS	Point Barrow Apartments (Bldg 354)	Other	NM/D	0	2,465			Lease	1	Feb-11	Y (3 1-yr.)	Exercise options: Acquire succeeding (FY20+)
6	A-BARC	Alaska Barrow Arctic Research Center	Other	NM/D	0	451			Full Service	2	Jan-11	Y (3 1-yr.)	Exercise options: Acquire succeeding (FY20+)
7	AANC	City Hangar	Other	NM/D	5	27,018			Full Service	2	Dec-10	Y (1 1-yr.)	Exercise options: Acquire succeeding (FY20+)
8	AML	Advanced Matis Lab	NA	MD	62	28,874			Full Service	2	Aug-11	Y (4 2-yr.)	Exercise options: Acquire succeeding (FY20+)
9	CB4100	Carlsbad-4100 National Park Hwy	NA	NM/D	55	22,638			Full Service	1	Dec-10	Y (9 1-yr.)	Exercise options: Acquire succeeding (FY20+)
10	CBS303	Carlsbad-5303 Buena Vista	NA	NM/D	0	2,000			Full Service	2	Mar-10	Y (6 1-yr.)	Exercise options: Acquire succeeding (FY20+)
11	CSRI	Computer Science Research Institute	ASC	MD	146	33,500			Full Service	4	Jun-10	Y (3 1-yr.)	Exercise options: Acquire succeeding (FY20+)
12	IPB	International Programs Bldg (Aka 10600)	MPCA	MD	189	65,000			Full Service	10	Jul-12	Y (2 5-yr.)	Exercise options: Acquire succeeding (FY20+)
13	IPOC	Innovation Parkway Office Center	Other	NM/D	487	150,000			Full Service	1	Jul-10	Y (17 1-yr.)	Exercise options: Acquire succeeding (FY20+)
14	KTECH 2	KTech 2	Other	NM/D	33	7,511			Full Service	5	Sep-10	N	Terminate (FY10)
15	MINNESOTA	Minnesota Office	Other	NM/D	14	8,298			Full Service	5	Jan-14	Y (5 1-yr.)	Exercise options: Acquire succeeding (FY20+)
17	MO300	GE Capital Modular East Of 6505	Other	NM/D	3	720			Net lease	6	Feb-12	N	Extend (FY20+)
18	MO308	Mobile Office (SW Of 956)	Other	NM/D	73	17,759			Net lease (option to purchase)	5	Oct-10	N	Exercise options: Purchase (FY11)
19	MO311	Mobile Office	DHS	NM/D	0	1,440			Net lease (option to purchase)	5	Feb-10	N	Purchase (FY10)

20	MO317	Remote Badging Trailer	Other	NM/D	3	1,440			Net lease	5	Mar-10	Y - Indefinite	Extend (FY20+)
21	MO318	Mobile Office 9940 Fact Site	OFO	NM/D	2	1,420			Net lease (option to purchase)	5	Apr-10	N	Purchase (FY10)
22	MO321	Mobile Lunchroom		NM/D	7	1,411			Net lease	5	Feb-11	N	Acquire succeeding (FY20+)
23	MO323	Mobile Office Near Bldg 9940		NM/D	6	2,304			Net lease (option to purchase)	5	Oct-12	N	Purchase (FY12)
24	MO324	Modular Office		MD	31	15,390			Net lease (option to purchase)	1	Jul-10	Y (4 1-yr.)	Exercise options: Purchase (FY14)
25	MO325	Modular Office		MD	49	15,500			Net lease (option to purchase)	1	Feb-10	Y (4 1-yr.)	Exercise options: Purchase (FY14)
26	MO327	Construction Trailer For IBL Project		NM/D	1	768			Net lease	2	May-10	Y (2 6-mth)	Terminate (FY10)
27	MITOP1	K-Tech (Mesa Top II)	NA	NM/D	28	9,368			Full Service	3	Sep-10	N	Acquire succeeding (FY20+)
28	SSC200	Sandia Synergy Center	Other	NM/D	0	3,000			Full Service	1	Aug-10	N	Acquire succeeding (FY20+)
29	SSC300	Sandia Synergy Center	Other	NM/D	20	4,000			Full Service	1	Feb-10	Y (1 1-yr.)	Exercise options: Acquire succeeding (FY20+)
30	ATQASUK CORP	Vacant Land in Support of the ARW Prog.	N/A	NM/D	0	0			Land Lease	1	Apr-10	Y (4 1-yr.)	Exercise options: Acquire succeeding (FY20+)
31	T-PARK	Topopah Parking Lot	RTBF	NM/D	0	0			Land Lease	8	Sep-12	N	Acquire succeeding (FY20+)
32	YM2	1271 N. Town Center Drive	Other	NM/D	49	14,991			Full Service	5	May-11	N	Acquire succeeding (FY20+)
33	YM3	1251 N. Town Center Drive	Other	NM/D	51	13,819			Full Service	5	May-11	N	Acquire succeeding (FY20+)
34	W-LEP	950 L-Enfant Plaza Suite 110 (GSA)			4	4,874			GSA Assigned	9	Mar-16	N	Acquire succeeding (FY20+)

Attachment E-4(a)
FOOTPRINT TRACKING SUMMARY SPREADSHEET
Sandia National Laboratories - NNSA Site Footprint Tracking Summary

Fiscal Year	Beginning Site Footprint (gsf)	Corrections to GSF	Excess Facilities Footprint Elimination (gsf)	New Construction/ Footprint Added (gsf)	Site Footprint Reduction by FY (gsf)	Footprint "Banked" (gsf)	Waiver/Transfer (gsf)	"Grandfathered" Footprint Added (gsf)	Cumulative "Grandfathered" Footprint Added (gsf)	NNSA Site Total Footprint (gsf)	NNSA Leased Space	Weapons Activities Account (gsf)
FY 2002 Actual	6,171,244		-37,699	0	6,133,545		0	15,662	15,662	6,149,207	0	N/A
FY 2003 Actual	6,149,207		-124,713	31,805	6,056,299		0	104,514	120,176	6,160,813	0	NA
FY 2004 Actual	6,160,813		-98,957	49,182	6,111,038		-2,400	137,679	257,855	6,248,717	0	N/A
FY 2005 Actual	6,248,717		-28,572	149,682	6,369,827		-34,909	0	257,855	6,369,827	425,085	N/A
FY 2006 Actual	6,369,827	2,933	-266,023	258,890	6,365,627		-200,000	294,510	552,365	6,660,137	465,196	N/A
FY 2007 Actual	6,660,137	-24,018	-65,879	106,276	6,676,516		-19,796	169,709	722,074	6,846,225	588,104	N/A
FY 2008 Actual	6,846,225	-4,470	-151,389	1,246	6,691,612	-123,663	0	0	722,074	6,691,612	535,466	N/A
FY 2009 Actual	6,691,612	11,633	-55,130	14,539	6,662,654	-164,254	0	0	722,074	6,662,654	438,901	N/A
FY 2010	6,662,654		-37,448	41,904	6,667,110	-159,798	0	0	722,074	6,667,110	431,313	-20,567
FY 2011	6,667,110		-128,299	30,759	6,569,570	-257,338	0	0	722,074	6,569,570	410,606	-33,746
FY 2012	6,569,570		-17,444	22,000	6,574,126	-252,782	0	0	722,074	6,574,126	392,847	-3,797
FY 2013	6,574,126		-87,695	85,608	6,572,039	-254,869	0	0	722,074	6,572,039	390,543	-10,016
FY 2014	6,572,039		-57,702	43,000	6,557,337	-269,571	0	0	722,074	6,557,337	390,543	-57,702
FY 2015	6,557,337		-54,294	3,400	6,506,443	-320,465	0	0	722,074	6,506,443	359,653	-50,427
FY 2016	6,506,443		-33,664	0	6,472,779	-354,129	0	0	722,074	6,472,779	359,653	-14,160
FY 2017	6,472,779		-3,448	600,000	7,069,331	242,423	0	0	722,074	7,069,331	359,653	0
FY 2018	7,069,331		-240,581	0	6,828,750	1,842	0	0	722,074	6,828,750	359,653	-240,581
FY 2019	6,828,750		-286,630	0	6,542,120	-284,788	0	0	722,074	6,542,120	359,653	-251,836
FY 2020	6,542,120		-339,248	0	6,202,872	-624,036	0	0	722,074	6,202,872	359,653	-162,865

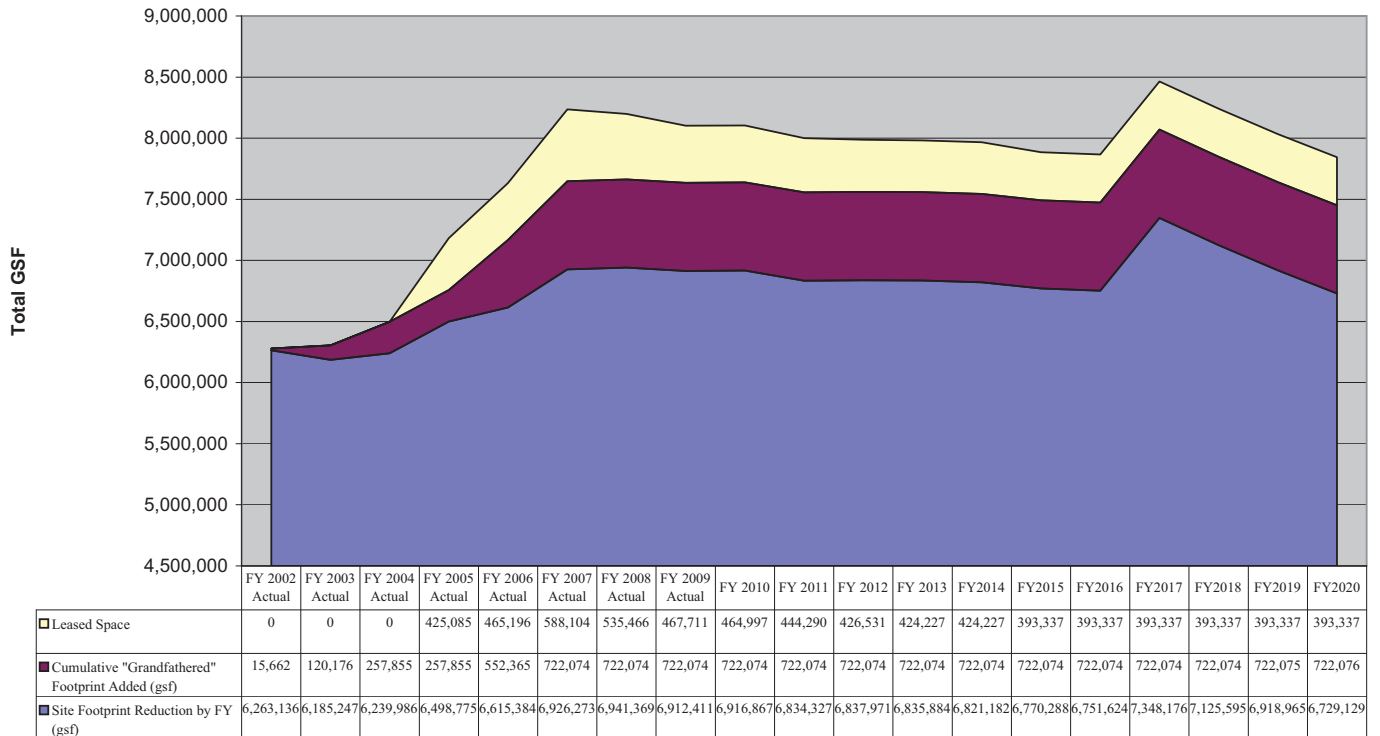
ATTACHMENT E-4(a)
Sandia National Laboratories - NNSA Tracking Summary



**Attachment E-4
Footprint Tracking Summary
Sandia National Laboratories - Sitewide Approved Space Footprint**


Fiscal Year	Beginning Site Footprint (gsf)	Corrections to GSF	Excess Facilities Footprint Elimination (gsf)	New Construction/ Footprint Added (gsf)	Site Footprint Reduction by FY (gsf)	Footprint "Banked" (gsf)	Waiver/Transfer (gsf)	"Grandfathered" Footprint Added (gsf)	Cumulative "Grandfathered" Footprint Added (gsf)	Site Total Footprint (gsf)	Leased Space
FY 2002 Actual	6,301,971	0	-38,835	0	6,263,136	0	0	15,662	15,662	6,278,798	0
FY 2003 Actual	6,278,798	0	-125,356	31,805	6,185,247	0	0	104,514	120,176	6,289,761	0
FY 2004 Actual	6,289,761	0	-98,957	49,182	6,239,986	0	-2,400	137,679	257,855	6,377,665	0
FY 2005 Actual	6,377,665	0	-28,572	149,682	6,498,775	0	-34,909	0	257,855	6,498,775	425,085
FY 2006 Actual	6,498,775	2,933	-266,023	379,699	6,615,384	0	-200,000	294,510	552,365	6,909,894	465,196
FY 2007 Actual	6,909,894	-24,018	-65,879	106,276	6,926,273	0	-19,796	169,709	722,074	7,095,982	588,104
FY 2008 Actual	7,095,982	-4,470	-151,389	1,246	6,941,369	-123,663	0	0	722,074	6,941,369	535,466
FY 2009 Actual	6,941,369	11,633	-55,130	14,539	6,912,411	-151,428	0	0	722,074	6,912,411	467,711
FY 2010	6,912,411	0	-37,448	41,904	6,916,867	-146,972	0	0	722,074	6,916,867	464,997
FY 2011	6,916,867	0	-128,299	45,759	6,834,327	-229,512	0	0	722,074	6,834,327	444,290
FY 2012	6,834,327	0	-18,356	22,000	6,837,971	-225,868	0	0	722,074	6,837,971	426,531
FY 2013	6,837,971	0	-87,695	85,608	6,835,884	-227,955	0	0	722,074	6,835,884	424,227
FY 2014	6,835,884	0	-57,702	43,000	6,821,182	-242,657	0	0	722,074	6,821,182	424,227
FY 2015	6,821,182	0	-54,294	3,400	6,770,288	-293,551	0	0	722,074	6,770,288	393,337
FY 2016	6,770,288	0	-33,664	15,000	6,751,624	-312,215	0	0	722,074	6,751,624	393,337
FY 2017	6,751,624	0	-3,448	600,000	7,348,176	284,337	0	0	722,074	7,348,176	393,337
FY 2018	7,348,176	0	-240,581	18,000	7,125,595	61,756	0	0	722,074	7,125,595	393,337
FY 2019	7,125,595	0	-286,630	80,000	6,918,965	-144,874	0	0	722,075	6,918,965	393,337
FY 2020	6,918,965	0	-339,836	150,000	6,729,129	-334,710	0	0	722,076	6,729,129	393,337

**Attachment E-4(b)
Sandia National Laboratories - Sitewide (multi-program) Footprint Tracking Summary**



gsf NSE FYNSP 8-2 IET MESA ODP F-2 F-3 F-4 F-5 F-6 F-7 RTBF DM F-1 F-2 F-3 F-4 F-5 F-6 F-7 security d-6 d-4





Comments and changes specific to Attachment F include:

Attachment F-1

- Documents the buy down of the 2003 and 2004 Baseline DM.
- HSM and TCR Line Items contribute large reductions DM forecast through FY12.

Attachment F-2

- Total DM profile is largely dependent on funding of Line Item, FIRP, and D&D projects.
- Disposition of TTR is demo or transfer only as reflected on Attachment E1.
- Required Maintenance is maintenance needs independent of budget constraint, which includes a component of UFN's by optimal year. The drop in Required Maintenance from FY10 to FY11 and later is due to limited UFN's with optimal years past FY10. The Required Maintenance for those years can be expected to grow as those years approach.

This page intentionally left

Blank

Attachment F-1
 FIRP Legacy (FY03 and FY04) Deferred Maintenance Baseline and Projected Deferred Maintenance Reduction from Baseline
 NNSA
 (\$000s)

Category of Maintenance	Legacy (FY03 & FY04) Baseline	FY 2004 (Actual)	FY 2005 (Actual)	FY 2006 (Actual)	FY 2007 (Actual)	FY 2008 (Actual)	FY 2009 (Actual)	FY 2010	FY 2011	FY 2012	FY 2013	FY 2014	FY 2015	FY 2016	FY 2017	FY 2018	FY 2019	FY 2020
1. FIRP LEGACY DEFERRED MAINTENANCE (DM) BASELINE (FY03 & FY04) (Excludes Programmatic Real Property or Equipment)	286,416	283,910	251,038	227,835	216,582	189,805	162,239	147,549	126,824	118,160	109,826	103,512	101,517	97,930	97,076	71,670	62,811	62,241
2. LEGACY DEFERRED MAINTENANCE BASELINE (DM) REDUCTION TOTAL	32,206	54,324	32,872	23,203	11,253	26,777	27,506	14,750	20,724	8,664	8,334	6,313	1,995	3,587	854	25,407	8,859	570
A. Reduction in Legacy DM Baseline (total due to)																		
1. Reduction in Legacy DM for Mission-Critical F&I (due to FIRP ONLY)	21,825	26,449	17,707	11,375	11,850	19,076	12,907	9,070	1,527	5,235	5,235							
ii. Reduction in Legacy DM for Mission Dependent, Not Critical F&I (due to FIRP ONLY)				992	552	469	812	430	130	1,873	1,873							
iii. Reduction in Legacy DM for Not Mission Dependent F&I (due to FIRP ONLY)				5,000	10,765	18,182	11,238	8,287	1,208	3,302	3,302							
3. REPLACEMENT PLANT VALUE (RPV) FOR NNSA FACILITIES & INFRASTRUCTURE	2,840,135																	
Note 1: FY04 DM Reduction Total is 03 and 04 baseline reduced. Growth DM from 04 not shown accounts for the lower DM reduction shown from 03 to 04 Remaining Total Balance																		

Attachment F-2
 NNSA Total Deferred Maintenance and Projected Deferred Maintenance Reduction
 (\$000s)

Category of Maintenance	FY 2003 (Baseline)	FY 2004 (Actual)	FY 2005 (Actual)	FY 2006 (Actual)	FY 2007 (Actual)	FY 2008 (Actual)	FY 2009 (Actual)	FY 2010	FY 2011	FY 2012	FY 2013	FY 2014	FY 2015	FY 2016	FY 2017	FY 2018	FY 2019	FY 2020
1. NNSA ANNUAL REQUIRED MAINTENANCE	118,885	138,404	99,841	81,516	79,337	96,336	89,397	107,296	82,388	76,584	74,729	75,820	81,724	77,715	78,573	82,078	80,964	80,710
2. NNSA ANNUAL PLANNED MAINTENANCE	66,174	96,957	78,570	82,660	76,775	80,160	103,985	101,302	102,203	103,158	104,281	106,259	106,249	107,408	108,421	109,447	110,485	111,535
Total	15,917	26,395	5,671	5,136	4,314	4,052	4,052	3,830	3,674	3,718	3,782	3,807	3,683	3,899	3,946	3,993	4,041	4,090
a. Direct	50,257	70,592	72,899	77,924	72,461	78,115	99,933	97,472	98,529	99,440	100,519	101,452	102,396	103,509	104,475	105,454	106,444	107,446
b. Indirect																		
3. DEFERRED MAINTENANCE (DM) TOTAL (Excludes Programmatic Real Property or Equipment) = Inflation Prior Year DM Total + DM New - Prior Year DM Reduction	286,416	283,910	263,750	254,993	252,152	243,685	306,361	324,372	327,913	341,659	359,840	370,844	400,162	432,348	466,722	480,570	502,966	541,235
i. Reducing Inflation Rate (%)	2.3%	2.3%	2.6%	2.0%	2.2%	2.6%	2.5%	2.2%	2.2%	2.2%	2.2%	2.2%	2.2%	2.2%	2.2%	2.2%	2.2%	2.2%
ii. DM Inflation	6,588	7,382	6,092	5,275	5,610	6,556	6,092	7,046	7,136	7,214	7,517	7,916	8,159	8,804	9,512	10,268	10,573	11,065
iii. DM NEW	45,230	28,884	21,531	17,292	27,607	95,776	51,009	41,000	35,100	35,521	35,847	35,847	36,379	36,815	37,257	37,704	38,157	38,615
A. DM Mission-Critical F&I ONLY	29,163	44,286	43,458	44,286	43,458	43,458	43,458	32,421	34,986	40,833	46,844	54,322	59,444	67,421	76,803	82,214	90,529	98,933
B. DM, Mission-Dependent, Not Critical F&I ONLY	191,335	159,096	163,260	159,096	163,260	163,260	201,536	221,562	229,048	240,500	249,639	259,953	276,416	299,522	322,164	322,140	342,545	369,503
C. DM, Not Mission-Dependent F&I ONLY	34,485	48,790	36,967	48,790	48,790	61,368	61,368	67,232	66,445	66,174	69,367	64,347	69,424	73,382	77,138	81,627	78,137	81,203
4. DEFERRED MAINTENANCE (DM) REDUCTION TOTAL	32,206	54,324	56,426	35,573	25,733	42,630	39,192	40,044	44,595	28,568	24,857	32,660	15,219	13,433	12,394	34,125	26,343	11,402
i. Reduction Total attributed to FIRP ONLY	21,825	26,449	19,642	11,749	12,961	30,718	12,851	9,395	2,427	5,692	5,692	2,600	865	3,767	1,968	1,089	5,051	2,332
A. Reduction in DM for Mission-Critical F&I	5,074	1,606	1,238	1,238	8,440	8,440	430	1,30	1,873	1,873	1,873	2,800	865	3,767	1,968	1,089	5,051	2,332
1. Reduction attributed to FIRP ONLY	1,329	592	469	812	812	812	430	1,30	1,873	1,873	1,873	2,800	865	3,767	1,968	1,089	5,051	2,332
B. Reduction in DM for Mission-Dependent, Not Critical F&I	19,762	21,297	40,253	19,762	11,632	29,601	28,797	28,673	25,239	17,396	20,126	19,503	13,894	7,977	8,540	31,637	11,809	6,508
1. Reduction attributed to FIRP ONLY	5,037	11,632	29,601	5,037	11,632	29,601	11,226	8,612	2,008	3,793	3,793	3,793	2,008	7,977	8,540	31,637	11,809	6,508
C. Reduction in DM for Not Mission-Dependent F&I	10,736	2,831	139	1,965	1,965	1,965	1,965	1,917	6,951	5,756	2,320	10,557	459	1,670	1,886	1,398	9,483	2,561
1. Reduction attributed to FIRP ONLY	5,383	736	449	812	812	812	812	354	189	60	60	10,557	459	1,670	1,886	1,398	9,483	2,561
5. REPLACEMENT PLANT VALUE (RPV) for Facilities and Infrastructure (F&I) = Inflation of PY RPV + Increase or Decrease due to other causes	2,840,136	2,611,701	3,045,194	3,620,077	4,133,557	4,119,532	4,290,067	4,296,229	4,393,168	4,488,271	4,588,784	4,669,234	4,714,743	4,808,696	5,062,378	5,031,157	4,973,847	4,955,005
A. RPV for Mission-Critical F&I ONLY	642,025	757,270	886,967	861,712	909,304	929,309	967,454	988,738	987,557	1,007,439	1,073,603	1,199,422	1,151,276	1,126,294	1,151,276	1,151,276	1,151,276	1,126,294
B. RPV for Mission-Dependent, Not Critical F&I	2,275,817	2,841,996	2,813,956	2,970,147	2,931,388	2,981,971	3,044,501	3,097,149	3,159,497	3,193,168	3,265,699	3,341,435	3,272,669	3,275,411	3,327,276	3,327,276	3,327,276	3,327,276
C. RPV for Not Mission-Dependent F&I	702,234	534,291	517,745	442,953	503,129	501,892	514,460	524,181	521,000	534,018	535,558	547,340	559,066	547,161	561,455	561,455	547,161	561,455
D. RPV increase from prior year attributed to inflation	90,904	79,642	107,472	102,983	(85,601)	94,517	96,650	98,742	100,953	102,723	103,724	105,791	111,372	110,685	110,685	110,685	110,685	109,425
E. RPV increase / decrease attributed to causes other than inflation (provide separate supporting narrative behind F-2 exhibit)	513,979	433,839	(121,698)	57,752	101,764	2,421	(1,547)	1,771	(20,503)	(57,215)	(9,771)	147,891	(142,594)	(167,995)	(128,267)			

Facility Condition Index (FCI)

Facility Condition Index (FCI)	FY 2003 (Baseline)	FY 2004 (Actual)	FY 2005 (Actual)	FY 2006 (Actual)	FY 2007 (Actual)	FY 2008 (Actual)	FY 2009 (Actual)	FY 2010	FY 2011	FY 2012	FY 2013	FY 2014	FY 2015	FY 2016	FY 2017	FY 2018	FY 2019	FY 2020
FCI TOTAL	10.1%	10.9%	8.7%	7.0%	6.1%	5.9%	7.2%	7.6%	7.5%	7.6%	7.8%	7.9%	8.5%	9.0%	9.2%	9.6%	10.1%	10.9%
FCI Mission Critical	8.2%	8.8%	4.5%	4.5%	5.8%	5.8%	5.2%	4.1%	3.6%	3.8%	4.2%	4.7%	5.5%	5.9%	5.7%	6.4%	7.1%	8.0%
FCI Mission Dependent, Not Critical	5.6%	7.7%	8.4%	5.6%	5.8%	5.8%	6.8%	7.6%	7.7%	7.9%	8.1%	8.2%	8.7%	9.2%	9.6%	9.8%	11.1%	11.9%
FCI Not Mission Dependent	4.9%	9.2%	4.9%	9.2%	7.1%	13.9%	13.3%	13.2%	12.9%	13.2%	12.4%	13.0%	13.7%	14.1%	14.1%	14.6%	14.3%	16.2%
Asset Condition Index (ACI)	89.9%	89.1%	91.3%	93.0%	93.9%	94.1%	92.8%	92.5%	92.4%	92.2%	92.1%	91.5%	91.0%	90.8%	90.4%	89.4%	88.9%	89.1%
ACI Mission Critical	95.5%	94.2%	94.2%	95.5%	94.2%	95.5%	95.5%	95.9%	96.2%	96.2%	95.8%	95.3%	94.1%	94.3%	93.6%	92.0%	92.0%	92.0%
ACI Mission Dependent, Not Critical	91.6%	94.4%	93.2%	92.4%	92.3%	92.2%	92.4%	92.4%	92.3%	92.1%	91.9%	91.8%	91.3%	90.8%	90.4%	90.2%	89.5%	88.9%
ACI Not Mission Dependent	95.1%	90.9%	92.9%	86.1%	86.0%	86.0%	86.0%	86.0%	86.0%	87.1%	86.5%	87.6%	87.0%	86.3%	85.9%	85.4%	85.7%	83.8%

